

EN/EUR



2021

This catalog is regularly updated
new sections will be added soon.

V.07.2021

FOR_1.A
EN/EUR

OREGON®

Saw Chains and Guide Bars





OREGON®

1946 ushered in a better way of woodcutting when logger Joseph Buford Cox realised how easily timber-beetle larvae can chew through timber, creating the first revolutionary Oregon saw chain that duplicated their alternating C-shaped jaws in steel. From the invention of modern saw chain to research innovations that reduce injury-causing kickback, Oregon has always been the industry leader. There's a reason we're the world's number-one in saw chain, guide bars, sprockets, forestry accessories, lawnmower blades and outdoor equipment parts.



Product Families

Oregon understands that the needs of woodcutters – professionals and novices – are as diverse as the terrains and environments in which they work.

We have organized our saw chains into product families with key characteristics that different users will value. These product families will help ensure that you choose the right chain based on your everyday needs — helping to make understanding the differences between our chains effortless.

To help easily identify our tiers of products, packaging is differentiated by color. Products within families meeting the needs of occasional users will be indicated by gray or white packaging. Product families targeted at demanding professional users will be indicated by black packaging.

OCCASIONAL USERS - Basic Products



IDENTIFIED BY WHITE PACKAGING.

Standard replacement chain for homeowners using a chainsaw occasionally. User-friendly because of the low kickback design.

FREQUENT USERS - Chain with Reliable Performance



IDENTIFIED BY GRAY PACKAGING.

AdvanceCut™

Perfect for homeowners cutting trees on their property and for tree-cutting professionals who only need to occasionally cut wood. User-friendly because of the low kickback design.

PROFESSIONAL USERS - Chain for High-Performance Saws



IDENTIFIED BY BLACK PACKAGING.

SpeedCut™

Faster, cutting performance for wood-cutting professionals and experienced firewood cutters alike. Narrow kerf system requires less power to cut through high volumes of wood quickly and easily.

VersaCut™

Designed for tree-cutting professionals who require high performance from their saw chain. Uses cutters designed for maximum durability and versatility.

ControlCut™

Ideal for property owners & professionals looking for additional control, delivering a smooth cut every single time. Easy to maintain, with a forgiving sharpening profile.

PowerCut™

The ultimate saw chain for loggers and skilled forest workers. Full chisel cutters power through timber with speed, efficiency, and precision.

DuraCut™

Made for woodcutters working in abrasive and tough environments. Advanced plating process with extra layers of chrome. Cut up to three times longer than conventional saw chain.

RipCut™

Created specifically for chain-type sawmills. Produces smooth ripping cuts with supreme efficiency to make precise boards and planks.

Saw Chain Loop and Guide Bar Packaging

Package Materials and Durability

You'll notice a real improvement in our packaging; we've used higher quality materials and superior construction for better durability.

Clear Communication and User-Friendly Layout

You can identify and choose the right product through the following:

1. Product family
2. Part number
3. OEM chain saw fit up
4. Product information
5. Window for product visibility
6. Bar motor mount exposed for easy identification
7. Areas to write product information



front

back



generic loop box front




front



back



Conversion Kits



Husqvarna®	10"	12"	14"	16"
T 435	614388	614391	614395	614398
T536Li XP, 536Li XP	614389	614392	614396	614399
T540 XP, T540 XP II	614387	614390	614393	614397

80TXL must be used together with the corresponding guide bar and sprocket and is not compatible with other existing cutting systems. SpeedCut Nano conversion kits include a sprocket, a guide bar and a chain loop.

Stihl®	10"	12"	14"	16"
MS 150 / MS 150T		614383	614382	
MS 170, MS 171, MS 180, MS 181			614384	614385
MS 192 / MS 192T, MS 193 / MS 193T, MS 200 / MS 200T, MS 201 / MS 201T	614379	614380	614377	614381

NEW

SpeedCut™ NANO

Cutting System  +  + 

Designed for battery-powered and compact light-weight petrol chainsaws (20-38 cc).

80TXL SAW CHAIN

New patented-shape Micro-Chisel chain designed to maximize cutting speed and empowering compact saws : Faster speed, Smooth cut and unstoppable performance. Ideal for arborists and pruners.

- Longer Run Time
- Smooth Cuts
- Increased Speed
- Unstoppable Performance

.325"
Low Profile

7
Micro Chisel

U 80 : 1,1 mm

1 4,0mm

LubriTec™
OILING SYSTEM



80TXL GUIDE BAR

Exclusive guide bar for New SpeedCut™ Nano cutting system (bar, chain, sprocket): increased speed, smoother cut, longer run time, unstoppable performance. Engineered for professional arborist and top handle use.

Power through the day with a guide bar engineered specifically for 80TXL saw chain.


- High-strength body
- Performance-driven nose components

U 25cm
30cm
35cm
40cm

A074
Stihl®

A095
Husqvarna®

20-38cc



NEW

PowerCut™ 70-Series EXL

The evolution of 3/8" professional chainsaw chain

The new 70-series EXL chain provides superior cutting performance to increase work efficiency and minimise fatigue.

Faster

Reshaped cutter optimised for maximum performance, right out of the box

Less effort

Increased self-feeding to reduce effort during the cut

Powerful

Efficient transfer of every horsepower into the cut, maximising the chainsaw's power



NEW

Gold Loop start/stop Indicator, enhanced filing indicators (side/top/end-of-life) and easier to file geometry.

NEW

LubriTec™ oiling system. Less friction, longer life.

NEW

Reshaped Full-Chisel cutters. Cleaner, Sharper, more durable cutting edge. Optimised ramped depth gauge design. Bumperless, low kickback, low vibration.



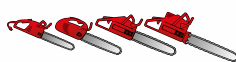
**THE WORLD'S SHARPEST,
CLEANEST CUTTING EDGE FROM
OREGON'S PROPRIETARY GRIND PROCESS**

- Multi-axis grind technology. No need to file out-of-box.
 - Dry-touch oiled from factory. Less mess.
 - Reduces the force needed by the operator by up to 14%
 - Engineered to utilise the power of today's high output professional saw.
- Skip sequence available on request

A sharper, reshaped cutter provides faster speed and requires less effort in the cut



Saw Size
50-100 cc



Bar Lengths
40-90 cm (16-36")



Full Chisel



LubriTec™
OILING SYSTEM



OREGON		Loop Sizes Available															
72EXL	.050" 1.3 mm						70										
73EXL	.058" 1.5 mm	56	60	64		68		72	76	84		92				25ft	100ft
75EXL	.063" 1.6 mm	56	60			66		72	76	84	91		98	104	114		



NEW AdvanceCut™ HD

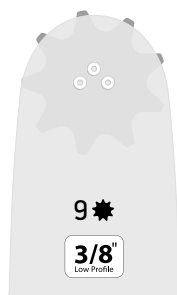
SPROCKET-NOSE LAMINATED BARS FOR FULL-TIME WOODCUTTERS WHO NEED THE BEST COMBINATION OF VALUE AND PROFESSIONAL DURABILITY.

Heavy Duty laminated bars designed for higher power applications on small to medium-size chainsaws. Ideal for professional and semi-professional users.

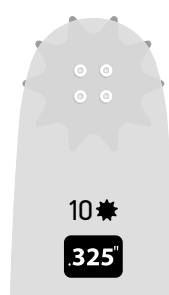


LubriTec™
OILING SYSTEM

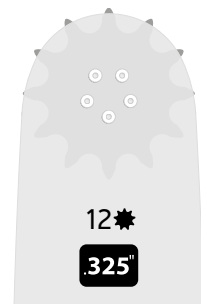
	3/8" Low Profile	325"	3/8"	404"
1,3 mm (.050")	91	20,95	72	
1,5 mm (.058")		21	73	
1,6 mm (.063")		22	75	59, 27



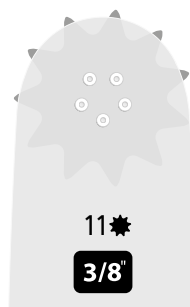
SPE



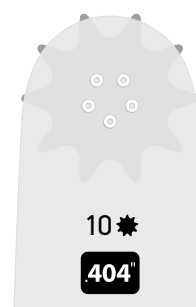
MPB • SLB



MPG • SLG



SLH



SLF





PRECISION SAW CHAIN SHARPENING SYSTEM

Occasional saw chain users sometimes spend too much time using hand files to sharpen dull chain. Fumbling an inexact sharpening is a thing of the past with PowerSharp. PowerSharp chain goes from dull to sharp in as little as 3 or 4 seconds.

PowerSharp is also ideal for professional users who want greater productivity on the job. Professionals get precise and knife-sharp edges quickly and easily – every time.



A : see PowerSharp Bar kits on page 39

B : see PowerSharp Chain and Stone on page 20

556741

PowerSharp sharpener

PowerSharp® is an easy-to-use, precision sharpening system that gives chain saw users the power to sharpen their chain in a matter of seconds with a simple-to-use attachment.

FAST - Goes from dull to sharp in as little as 3 or 4 seconds (Up to 10 on electric models).

EASY - Only three steps to faster, easier cutting.

PORTABLE - Bar-mount sharpener is lightweight, durable, and highly visible.

PRECISE - Exact alignment insures perfect cutter geometry.

TOUGH - Durable and hardworking as other Oregon 3/8" pitch, low-profile chain.



ATTACH

When the chain dulls from normal use simply attach the bar-mount sharpener to the PowerSharp® guide bar. Twin guide holes in the tip of the guide bar helps insure a perfect alignment every time the sharpener is used.



SHARPEN

Press the tip of the sharpener to a solid surface for 3 or 4 seconds at full throttle (Up to 10 seconds on Electric saws).




CUT

And it's back to the job, working faster with less effort.


OREGON®

Saw Chains




Saw Chain Terminology

Parts of Saw Chain



Parts of a Cutter



Parts of a Rivet




Low Vibration

Less vibration equals more comfort. We wanted to lessen vibration-induced white finger (VWF), so we created a small space between the saw chain and the guide bar. A lot of the energy gets dissipated by the saw chain, acting as a shock absorber. It never reaches the guide bar, the saw — or most important — the operator. Our low vibration design reduces vibrations by 25% or more.



Filing Indicators

Your sharpening made easier and more accurate. Special filing marks show the best top-plate angle. Lines make it easier for filing the correct top-plate angle and help maintain equal cutter lengths. Filing indicators show you when cutters have reached the end of their life. Cutters should not be sharpened beyond the line.



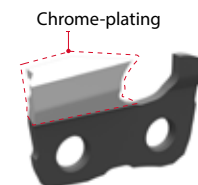
Blued Components

Our Blued Components give you high-quality resistance to corrosion with the presence of protective oil. A precise and controlled tempering process results in a blue surface, designating our best-in-class saw chain.



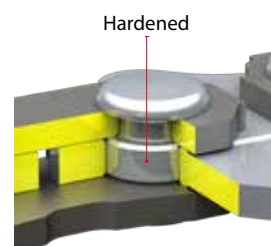
Chrome-Plated Cutters

Your chain stays sharper, longer. Oregon electroplates a layer of industrial hard chrome to all our saw chain cutters. Chrome delivers a harder surface and better wear resistance. So you spend more time cutting and less time filing or grinding the chain.



Hardened Rivets

For a longer working saw chain, Oregon induction hardens and quenches all saw chain rivets, delivering a high quality, load-bearing surface that resists wear and improves strength. Less wear and chain stretch means fewer chain tension adjustments.



Chain Cutter Sequence Terminology

Standard



Skip Sequence



Consumer users of chainsaws will probably never need to use a skip sequence chain. However, professional or commercial chainsaw operators who use their saws frequently and who use longer bars may prefer a skip chain for these reasons:

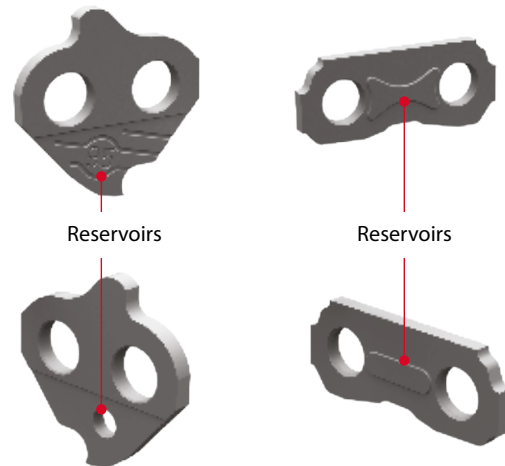
- Fewer cutters to sharpen makes sharpening faster
- Greater clearance for better chip flow – the larger the wood being cut and the longer the bar used, the more important good chip flow becomes

LubriTec™ OILING SYSTEM

You want tools to work smarter and last longer. We designed LubriTec to deliver the best possible lubrication for your saw chain. Keeping lubrication where it's needed most means a longer lasting saw chain and guide bar and less down time. Here's how it works:

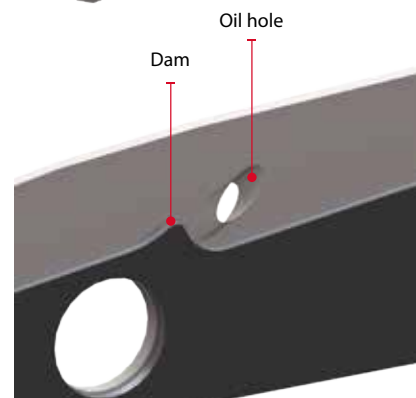
LubriTec for the Chain

- Lubricant is held inside LubriTec reservoirs.
- Oil flows freely into and around the saw chain parts and the guide bar. Oil is held in the high-friction zone where the saw chain and guide bar groove walls make contact.
- The presence of lubricant lowers friction during the start-up period before the saw's oiling system reaches its peak function.
- LubriTec strengthens the saw chain tie straps and reduces their tendency to flex during operation, making a more stable and durable saw chain.



LubriTec for the Guide Bar

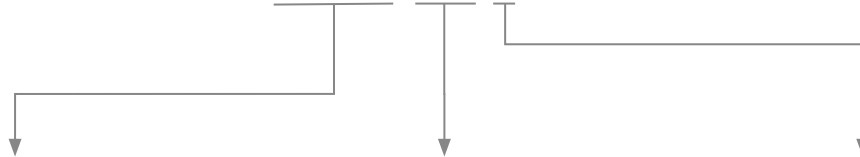
- Our LubriTec guide bar dam is cleverly designed to keep lubricant where it's needed most. It looks like a small barrier and is found in the bottom of the guide bar's groove, just behind the oil hole. It both increases available oil and reduces oil hole plugging. Resulting in better overall lubrication.
- The LubriTec angled oil hole virtually eliminates guide bar oil hole plugging. The oil hole slopes up toward the top of the guide bar and forward toward the nose. It's approximately 40% smaller in diameter than a standard hole, increasing velocity as oil enters the guide bar. It also helps clear sawdust and debris away from the hole during operation.



Chains part numbers and families overview



80 TXL 064 E



CHAIN PITCH AND GAUGE		CHAIN FAMILY	LENGTH NUMBER OF DRIVELINKS	PACKAGING TYPE
1/4"	25	AP ControlCut™	033 33	
	.325" <small>Low Profile</small>	80 PX AdvanceCut™	034 34	
3/8" <small>Low Profile</small>	90	VXL VersaCut™	039 39	
	91	PS PowerSharp™	040 40	
.325"	95	P Standard	044 44	
	20	R RipCut™	045 45	
	TXL	SpeedCut™ SpeedCut™ Nano	046 46	
	21	BPX ControlCut™	050 50	
	22	LPX PowerCut™	051 51	
	72	LGX PowerCut™	052 52	
3/8"	73	DPX/DX VersaCut™	055 55	
	75	LPX PowerCut™	056 56	
	26	EXL PowerCut™	057 57	
.404"	27	RD RipCut™	059 59	
	59	X VersaCut™	060 60	
	18	ACL VersaCut™	062 62	
	19	L PowerCut™	063 63	
3/4"	11	HX Harvester	064 64	
		H Harvester	065 65	
			066 66	
			067 67	
			068 68	
			070 70	
			072 72	
			074 74	
			076 76	
			078 78	
			080 80	
			081 81	
			084 84	
			025 25 ft	
			100 100 ft	

E Loops

R Reels

25 ft

100 ft



7



narrow
kerf



i
Page

BETTER

GOOD

BETTER

BETTER

BEST

1/4"

ControlCut™ 25AP

Micro Chisel®

.050" 1,3mm

≤ 38 cc

16

.325"
Low Profile

NEW

SpeedCut™ Nano 80TXL

Micro Chisel®

.043" 1,1mm

20 → 38 cc

17

AdvanceCut™ 90PX

Chamfer Chisel™

.043" 1,1mm



≤ 42 cc

18

Standard 91P

Chamfer Chisel™

.050" 1,3mm

≤ 42 cc

18

AdvanceCut™ 91PX

Chamfer Chisel™

.050" 1,3mm

≤ 42 cc

19

3/8"
Low Profile

VersaCut™ 91VXL

Semi-chisel

.050" 1,3mm

≤ 42 cc

19

DuraCut™ M91VXL

Semi-chisel

.050" 1,3mm

≤ 42 cc

19

PowerSharp™ 91PS

Powersharp

.050" 1,3mm

≤ 42 cc

20

RipCut™ 91R

Chamfer Chisel™

.050" 1,3mm

Ripping cuts only

20

SpeedCut™ 95TXL

Micro Chisel®

.050" 1,3mm



38 → 55 cc

21

DuraCut™ M95VPX

Micro Chisel®

.050" 1,3mm



38 → 55 cc

21

ControlCut™ 20BPX

Micro Chisel®

.050" 1,3mm

38 → 62 cc

22

ControlCut™ 21BPX

Micro Chisel®

.058" 1,5mm

38 → 62 cc

22

ControlCut™ 22BPX

Micro Chisel®

.063" 1,6mm

38 → 62 cc

22

PowerCut™ 20LPX

Full chisel

.050" 1,3mm

38 → 62 cc

23

PowerCut™ 21LPX

Full chisel

.058" 1,5mm

38 → 62 cc

23

PowerCut™ 22LPX

Full chisel

.063" 1,6mm

38 → 62 cc

23

.325"

DuraCut™ M21LPX

Full chisel

.058" 1,5mm

38 → 62 cc

24

DuraCut™ M22LPX

Full chisel

.063" 1,6mm

38 → 62 cc

24

NEW

PowerCut™ 20LGX

Full chisel

.050" 1,3mm

38 → 62 cc

25

NEW

PowerCut™ 21LGX

Full chisel

.058" 1,5mm

38 → 62 cc

25

NEW

PowerCut™ 22LGX

Full chisel

.063" 1,6mm

38 → 62 cc

25

VersaCut™ 72DPX/DX

Semi-chisel

.050" 1,3mm

50 → 100 cc

26

VersaCut™ 73DPX/DX

Semi-chisel

.058" 1,5mm

50 → 100 cc

26

VersaCut™ 75DPX/DX

Semi-chisel

.063" 1,6mm

50 → 100 cc

26

PowerCut™ 72LPX

Full chisel

.050" 1,3mm

50 → 100 cc

27

PowerCut™ 73LPX

Full chisel

.058" 1,5mm

50 → 100 cc

27

PowerCut™ 75LPX

Full chisel

.063" 1,6mm

50 → 100 cc

27

3/8"

DuraCut™ M73LPX

Full chisel

.058" 1,5mm

50 → 100 cc

27

DuraCut™ M75LPX

Full chisel

.063" 1,6mm

50 → 100 cc

27

PowerCut™ 72EXL

Full chisel

.050" 1,3mm

50 → 100 cc

28

PowerCut™ 73EXL

Full chisel

.058" 1,5mm

50 → 100 cc

28

PowerCut™ 75EXL

Full chisel

.063" 1,6mm

50 → 100 cc

28

RipCut™ 72RD

Semi-chisel

.050" 1,3mm

Ripping cuts only

29

RipCut™ 73RD

Semi-chisel

.058" 1,5mm

Ripping cuts only

29

RipCut™ 75RD

Semi-chisel

.063" 1,6mm

Ripping cuts only

29

VersaCut™ 26X

Micro Chisel®

.058" 1,5mm

≥ 65 cc

30

VersaCut™ 27X

Micro Chisel®

.063" 1,6mm

≥ 65 cc

30

404"

VersaCut™ 59ACL

Chipper

.063" 1,6mm

≥ 65 cc

30

PowerCut™ 59L

Full chisel

.063" 1,6mm

≥ 65 cc

31

VersaCut™ 27R

Micro Chisel®

.063" 1,6mm

Ripping cuts only

31

404"

Harvester 18HX

Micro Chisel®

.080" 2,0mm



Harvester 19HX

Chamfer Chisel™

.080" 2,0mm

Harvester
catalogue

3/4"

Harvester 11H

Semi-chisel





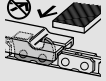








.122" 3,1mm

ControlCut™ 25AP

 ≤ 38 cc

Get your smallest jobs done just right. 25AP is light-weight, smooth chain, ideal for pruning — our Micro Chisel® cutters have small-radius working corners for excellent performance, and they are easy to maintain. The 25AP is small and light-weight, making it easy to use and maneuver.



1/4"	7	 25 : 1,3 mm	 4,0 mm	 30°	 55°	 0,64 mm
42 	48 	58 	60 	70 	76 	598  2392 
25AP042E	25AP048E	25AP058E	25AP060E	25AP070E	25AP076E	25AP025R 25AP100R



SpeedCut™ NANO Cutting System + +

Conversion Kits



80TXL must be used together with the corresponding guide bar and sprocket and is not compatible with other existing cutting systems. SpeedCut Nano conversion kits include a sprocket, a guide bar and a chain loop.

Husqvarna®	10" (25cm)	12" (30cm)	14" (35cm)	16" (40cm)
T 435	614388	614391	614395	614398
T536Li XP, 536Li XP	614389	614392	614396	614399
T540 XP, T540 XP II	614387	614390	614393	614397
Stihl®	10" (25cm)	12" (30cm)	14" (35cm)	16" (40cm)
MS 150 / MS 150T		614383	614382	
MS 170, MS 171 MS 180, MS 181			614384	614385
MS 192 / MS 192T MS 193 / MS 193T MS 200 / MS 200T MS 201 / MS 201T	614379	614380	614377	614381





















NEW SpeedCut™ Nano 80TXL

 20 → 38 cc

New patented-shape Micro Chisel® chain designed to maximize cutting speed and empowering compact saws: Faster speed, Smooth cut and unstoppable performance. Ideal for arborists and pruners.



		 325" Low Profile	 7	 80 : 1,1 mm	 LubriTec™ OILING SYSTEM	 4,0 mm	 30°	 70°	 0,64 mm				
Husqvarna		10" (25cm)		12" (30cm)		14" (35cm)		16" (40cm)					
T 435	610729N												
T536Li XP, 536Li XP	610730N												
T540 XP, T540 XP II	610728N	104TXLNA095	80TXL046E	46	124TXLNA095	80TXL051E	51	144TXLNA095	80TXL059E	59	164TXLNA095	80TXL064E	64
535i XP / T535i XP 540i XP / T540i XP	610730N												
Stihl		10" (25cm)		12" (30cm)		14" (35cm)		16" (40cm)					
MS 150 / MS 150T	610727N				124TXLNA074	80TXL051E	51	144TXLNA074	80TXL059E	59			
MS 170, MS 171 MS 180, MS 181	610726N							144TXLNA074	80TXL059E	59	164TXLNA074	80TXL064E	64
MS 192 / MS 192T MS 193 / MS 193T MS 200 / MS 200T MS 201 / MS 201T	610725N	104TXLNA074	80TXL046E	46	124TXLNA074	80TXL051E	51	144TXLNA074	80TXL059E	59	164TXLNA074	80TXL064E	64


















 These models require a SpeedCut™ Nano conversion kit first

AdvanceCut™ 90PX

 ≤ 42 cc

Maintain your trees with ease. 90PX offers higher chain efficiency, ideal for small, low powered saws great for landscapers and homeowners (replaces 90SG). The narrow .043" gauge reduces the weight of the bar and chain by roughly 15%. Low-vibration, low kickback Chamfer Chisel™ cutters' twin cutting corners offer outstanding performance. They are durable, easy to maintain and forgiving, comparable to round-cornered chains. Bumper drive link paired with depth gauge design, offers reduced kickback with strong performance.


















3/8" Low Profile	7	90 : 1,1 mm	 Narrow Kerf	LubriTec™ OILING SYSTEM	 4,5 mm	 30°	 55°	 0,64 mm
33 	34 	40 	44 	45 	46 	50 	52 	
90PX033E	90PX034E	90PX040E	90PX044E	90PX045E	90PX046E	90PX050E	90PX052E	
56 	57 	409 	1637 					
90PX056E	90PX057E	90PX025R	90PX100R					

91P

 ≤ 42 cc

91P is for homeowners and occasional users who want a low kickback saw chain. The Chamfer Chisel cutters' twin cutting corners offer outstanding performance. Bumper drive link paired with depth gauge design, offers reduced kickback with strong performance.



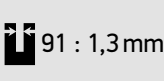

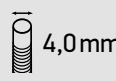





3/8" Low Profile	7	91 : 1,3 mm	 4,0 mm	 30°	 55°	 0,64 mm		
40 	44 	45 	50 	52 	53 	55 	56 	57 
91P040E	91P044E	91P045E	91P050E	91P052E	91P053E	91P055E	91P056E	91P057E
62 	1637 							
91P062E	91P100R							

AdvanceCut™ 91PX

 ≤ 42 cc



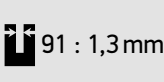

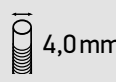



91PX is for homeowners and occasional users who want a low-vibration and low kickback saw chain. The Chamfer Chisel cutters' twin cutting corners offer outstanding performance. They are durable, easy to maintain and forgiving, comparable to round-cornered chains. Bumper drive link paired with depth gauge design, offers reduced kickback with strong performance. 91PX incorporates LubriTec oiling features for a longer lasting saw chain and less down time.

								
33 ♡	40 ♡	44 ♡	45 ♡	47 ♡	50 ♡	52 ♡	53 ♡	55 ♡
91PX033E	91PX040E	91PX044E	91PX045E	91PX047E	91PX050E	91PX052E	91PX053E	91PX055E
56 ♡	57 ♡	61 ♡	62 ♡	409 ♡	1637 ♡			
91PX056E	91PX057E	91PX061E	91PX062E	91PX025R	91PX100R			

VersaCut™ 91VXL

 ≤ 42 cc



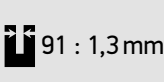

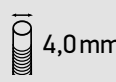



91VXL is a high-performance, Low Profile chain. Ideal for professional arborists and orchardists who use light-weight chain saws. Low vibration, semi-chisel cutters provide an aggressive cutting edge with a forgiving sharpening profile and good stay-sharp. Cutter top-plates are 33% longer than standard 91 cutters.

								
40 ♡	44 ♡	45 ♡	47 ♡	50 ♡	52 ♡	53 ♡	55 ♡	56 ♡
91VXL040E	91VXL044E	91VXL045E	91VXL047E	91VXL050E	91VXL052E	91VXL053E	91VXL055E	91VXL056E
57 ♡	62 ♡	409 ♡	1637 ♡					
91VXL057E	91VXL062E	91VXL025R	91VXL100R					

DuraCut™ M91VXL

 ≤ 42 cc

Work longer in dirty conditions with this more durable version of our aggressive 91VXL chain; cuts up to 3 times longer. Maintain with standard maintenance tools. (Formerly named MultiCut™)






							
44 ♡	50 ♡	52 ♡	55 ♡	56 ♡	409 ♡		
M91VXL044E	M91VXL050E	M91VXL052E	M91VXL055E	M91VXL056E	M91VXL025R		

PowerSharp™ 91PS

 ≤ 42 cc

Sharpen the 91PS chain in a flash. Go from dull to sharp in just three seconds with this easy-to-use, precision sharpening system. A simple attachment lets you sharpen your chain in three easy steps. The portable bar-mount sharpener is light-weight and durable. Get precise sharpening through exact alignment between cutter and honing surface, for perfect angles and knife-sharp edges. Stays sharp three times longer than 91PX saw chain.



B	3/8" Low Profile		 91 : 1,3 mm	 3 sec		 PowerSharp®	 LubriTec™ OILING SYSTEM
----------	----------------------------	---	---	---	---	---	--

- | | | | | | | |
|--|--|--|--|--|--|--|
| 49  | 50  | 52  | 54  | 55  | 56  | 62  |
| PS49E | PS50E | PS52E | PS54E | PS55E | PS56E | PS62E |

Note : Onboard PowerSharp replacement chains for CS300/CS1500 are in the Oregon Power Equipment section.



A : see PowerSharp Bar kits on page 39

RipCut™ 91R

91R is a chain intended for ripping in mobile sawmills. The cutting angle of the chain at 5° is adapted for sawing longitudinal fibers. RipCut's precise ripping cuts give you a smooth surface every time you cut parallel to the wood grain. RipCut isn't recommended for hand-held use, but it suits experienced millwrights just fine.



3/8" Low Profile		 91 : 1,3 mm	 4,0 mm	 5°	 55°	 0,64 mm
----------------------------	---	---	--	--	---	---













- | | |
|--|--|
| 84  | 1637  |
| 91R084E | 91R100R |

SpeedCut™ 95TXL

 38 → 55 cc

Work faster, sharper, easier, with a more efficient chain. Ideal for arborists and property owners who want top performance. 95TXL is for saws up to 55 cc. (Replaces 95VPX) SpeedCut™ 95TXL narrow kerf cutting systems are more efficient, needing less power from the saw than standard cutting systems. Low-vibration, Micro Chisel cutters have small-radius working corners for excellent performance and easy maintenance. Get a faster, easier cut with a reshaped cutting surface. A sharper, more durable cutting edge from a new precision grind and optimized cutting angle. Always use SpeedCut narrow kerf chain in combination with SpeedCut or Micro-Lite bars.








.325"	7	95 : 1,3 mm	 Narrow Kerf	LubriTec™ OILING SYSTEM	4,8 mm	30°	55°	0,64 mm
56 	60 	62 	64 	66 	67 	72 	74 	
95TXL056E	95TXL060E	95TXL062E	95TXL064E	95TXL066E	95TXL067E	95TXL072E	95TXL074E	
78 	462 	1848 						
95TXL078E	95TXL025R	95TXL100R						

DuraCut™ M95VPX

 38 → 55 cc

Cut effectively in dirty and abrasive conditions with this more durable version of our high-performing .325" pitch "Narrow Kerf" 95VPX; cuts up to 3 times longer. (Formerly named MultiCut™) Maintenance with standard maintenance tools.



.325"	7	95 : 1,3 mm	 Narrow Kerf	LubriTec™ OILING SYSTEM	4,8 mm	30°	55°	0,64 mm
56 	64 	72 	462 					
M95VPX056E	M95VPX064E	M95VPX072E	M95VPX025R					

ControlCut™ 20-Series BPX

 38 → 62 cc

An ideal choice for occasional users like property owners and commercial cutters. The low-vibration, Micro Chisel cutters have small-radius working corners for excellent performance and easy maintenance. Low kickback design.



.325"	7	20 : 1,3 mm	LubriTec™ OILING SYSTEM	4,8 mm	30°	55°	0,64 mm
64 ♡	66 ♡	72 ♡	462 ♡	1848 ♡			
20BPX064E	20BPX066E	20BPX072E	20BPX025R	20BPX100R			

.325"	7	21 : 1,5 mm	LubriTec™ OILING SYSTEM	4,8 mm	30°	55°	0,64 mm
56 ♡	62 ♡	64 ♡	66 ♡	68 ♡	72 ♡	76 ♡	78 ♡
21BPX056E	21BPX062E	21BPX064E	21BPX066E	21BPX068E	21BPX072E	21BPX076E	21BPX078E
	462 ♡	1848 ♡					
	21BPX025R	21BPX100R					












.325"	7	22 : 1,6 mm	LubriTec™ OILING SYSTEM	4,8 mm	30°	55°	0,64 mm
56 ♡	62 ♡	63 ♡	67 ♡	68 ♡	74 ♡	462 ♡	1848 ♡
22BPX056E	22BPX062E	22BPX063E	22BPX067E	22BPX068E	22BPX074E	22BPX025R	22BPX100R















PowerCut™ 20-Series LPX














 38 → 62 cc

An ideal chain for professional woodcutters who use .325" pitch saws. Low-vibration, full chisel cutters offer top performance. Offset depth gauges prevent cutters from driving into the sidewall of the cut, offering a smoother cut.



.325"	7	 20 : 1,3 mm	LubriTec™ OILING SYSTEM	 4,8 mm	 25°	 55°	 0,64 mm
56 	64 	66 	72 	462 	1848 		
20LPX056E	20LPX064E	20LPX066E	20LPX072E	20LPX025R	20LPX100R		

.325"	7	 21 : 1,5 mm	LubriTec™ OILING SYSTEM	 4,8 mm	 25°	 55°	 0,64 mm
56 	64 	66 	67 	72 	76 	78 	
21LPX056E	21LPX064E	21LPX066E	21LPX067E	21LPX072E	21LPX076E	21LPX078E	
462 	1848 						
21LPX025R	21LPX100R						






.325"	7	 22 : 1,6 mm	LubriTec™ OILING SYSTEM	 4,8 mm	 25°	 55°	 0,64 mm
56 	62 	63 	67 	68 	74 	462 	1848 
22LPX056E	22LPX062E	22LPX063E	22LPX067E	22LPX068E	22LPX074E	22LPX025R	22LPX100R

DuraCut™ M20-Series LPX

 38 → 62 cc

Cut effectively in dirty and abrasive conditions with this more durable version of our high-performing .325" pitch LPX chain; cuts up to 3 times longer. (Formerly named MultiCut™.) Maintain with standard maintenance tools.



.325"	7	 21 : 1,5mm	LubriTec™ OILING SYSTEM	 4,8mm	 25°	 55°	 0,64mm
--------------	----------	--	-----------------------------------	---	---	---	--

64 






67 

462 

M21LPX064E

M21LPX072E

M21LPX025R

.325"	7	 22 : 1,6mm	LubriTec™ OILING SYSTEM	 4,8mm	 25°	 55°	 0,64mm
--------------	----------	--	-----------------------------------	---	---	---	--

62 





M22LPX062E





NEW PowerCut™ 20-Series LGX





 38 → 62 cc

The all-new 20-Series LGX has been engineered to harness the power of today's high-performance saws. Blued, full-chisel cutters and advanced LubriTec™ oiling features mean this chain is ready to work as hard as you are.



.325"	7	U 20 : 1,3 mm	LubriTec™ OILING SYSTEM	 4,8 mm	 25°	 55°	 0,64 mm	
56 ♡	62 ♡	64 ♡	66 ♡	67 ♡	72 ♡	78 ♡	462 ♡	1848 ♡
20LGX056E	20LGX062E	20LGX064E	20LGX066E	20LGX067E	20LGX072E	20LGX078E	20LGX025R	20LGX100R

.325"	7	U 21 : 1,5 mm	LubriTec™ OILING SYSTEM	 4,8 mm	 25°	 55°	 0,64 mm	
56 ♡	64 ♡	65 ♡	66 ♡	67 ♡	68 ♡	72 ♡	76 ♡	78 ♡
21LGX056E	21LGX064E	21LGX065E	21LGX066E	21LGX067E	21LGX068E	21LGX072E	21LGX076E	21LGX078E
80 ♡	462 ♡	1848 ♡						
21LGX080E	21LGX025R	21LGX100R						










.325"	7	U 22 : 1,6 mm	LubriTec™ OILING SYSTEM	 4,8 mm	 25°	 55°	 0,64 mm
56 ♡	62 ♡	63 ♡	67 ♡	68 ♡	72 ♡	74 ♡	74 ♡
22LGX056E	22LGX062E	22LGX063E	22LGX067E	22LGX068E	22LGX072E	22LGX074E	22LGX081E
462 ♡	1848 ♡						
22LGX025R	22LGX100R						















VersaCut™ 70-Series DPX/DX














 50 → 100 cc









An ideal choice for occasional and commercial use. Easy to maintain. Low-vibration, semi-chisel cutter designs work fast. This design is typically more tolerant of sharpening errors than chisel cutters. Kickback Reducing Features on DPX Chains. DX version (non illustrated) does not include bumper drive links. All its drive links are standard bumperless.

















3/8"		 72 : 1,3 mm	 LubriTec™ OILING SYSTEM	 5,5 mm	 30°	 55°	 0,64 mm
409 		1637 					
72DPX025R		72DPX100R					

3/8"		 73 : 1,5 mm	 LubriTec™ OILING SYSTEM	 5,5 mm	 30°	 55°	 0,64 mm
56 		64 		68 		72 	
84 		409 		1637 			
73DPX056E		73DPX064E		73DPX068E		73DPX072E	
73DPX084E		73DPX025R		73DPX100R			

3/8"		 75 : 1,6 mm	 LubriTec™ OILING SYSTEM	 5,5 mm	 30°	 55°	 0,64 mm
60 		66 		72 		84 	
409 		1637 					
75DPX060E		75DPX066E		75DPX072E		75DPX084E	
75DPX025R		75DPX100R					

3/8"		 72 : 1,3 mm	 LubriTec™ OILING SYSTEM	 5,5 mm	 30°	 55°	 0,64 mm
1637 							
72DX100R							

3/8"		 73 : 1,5 mm	 LubriTec™ OILING SYSTEM	 5,5 mm	 30°	 55°	 0,64 mm
68 		72 		1637 			
73DX068E		73DX072E		73DX100R			






3/8"		 75 : 1,6 mm	 LubriTec™ OILING SYSTEM	 5,5 mm	 30°	 55°	 0,64 mm
66 		72 		1637 			
75DX066E		75DX072E		75DX100R			

PowerCut™ 70-Series LPX

 50 → 100 cc

An ideal chain for professional woodcutters who use 3/8" pitch saws. Low-vibration, full chisel cutters offer top performance. Offset depth gauges prevent cutters from driving into the sidewall of the cut, offering a smoother cut.



3/8"	7	 72 : 1,3 mm	LubriTec™ OILING SYSTEM	 5,5 mm	 25°	 55°	 0,64 mm
-------------	----------	---	-----------------------------------	--	---	---	---

68 

72 

409 






1637 

72LPX068E

72LPX072E

72LPX025R

72LPX100R

3/8"	7	 73 : 1,5 mm	LubriTec™ OILING SYSTEM	 5,5 mm	 25°	 55°	 0,64 mm
-------------	----------	---	-----------------------------------	--	---	---	---

56 

60 

64 

68 

72 

76 

84 

92 

73LPX056E

73LPX060E

73LPX064E

73LPX068E

73LPX072E

73LPX076E

73LPX084E






73LPX092E

409 

1637 

73LPX025R

73LPX100R

3/8"	7	 75 : 1,6 mm	LubriTec™ OILING SYSTEM	 5,5 mm	 25°	 55°	 0,64 mm
-------------	----------	---	-----------------------------------	--	---	---	---

56 

60 

66 

72 

84 

409 

1637 

75LPX056E

75LPX060E

75LPX066E

75LPX072E

75LPX084E

75LPX025R






75LPX100R

DuraCut™ M70-Series LPX

 50 → 100 cc

Cut more between sharpenings in the toughest, dirtiest, or most abrasive conditions with this more durable version of our high-performing 3/8" pitch LPX chain; cuts up to 3 times longer. (Formerly named MultiCut™). Maintain with standard maintenance tools.



3/8"	7	 73 : 1,5 mm	LubriTec™ OILING SYSTEM	 5,5 mm	 25°	 55°	 0,64 mm
-------------	----------	---	-----------------------------------	--	---	---	---

64 

68 

72 






409 

M73LPX064E

M73LPX068E

M73LPX072E

M73LPX025R

3/8"	7	 75 : 1,6 mm	LubriTec™ OILING SYSTEM	 5,5 mm	 25°	 55°	 0,64 mm
-------------	----------	---	-----------------------------------	--	---	---	---

409 

M75LPX025R










PowerCut™ 70-Series EXL






 50 → 100 cc












Designed to require less force from the operator to get through the cut quickly, Oregon PowerCut™ 70-Series EXL makes the job feel like less work. Increased cutting performance, less effort.



















3/8"	7	 72 : 1,3 mm	LubriTec™ OILING SYSTEM	 5,5 mm	 25°	 55°	 0,64 mm
-------------	----------	---	-----------------------------------	--	---	---	---

409 	1637 
72EXL025R	72EXL100R

3/8"	7	 73 : 1,5 mm	LubriTec™ OILING SYSTEM	 5,5 mm	 25°	 55°	 0,64 mm
-------------	----------	---	-----------------------------------	--	---	---	---

56 	60 	64 	66 	68 	72 	76 	84 
73EXL056E	73EXL060E	73EXL064E	73EXL066E	73EXL068E	73EXL072E	73EXL076E	73EXL084E
92 	409 	1637 					
73EXL092E	73EXL025R	73EXL100R					

3/8"	7	 75 : 1,6 mm	LubriTec™ OILING SYSTEM	 5,5 mm	 25°	 55°	 0,64 mm
-------------	----------	---	-----------------------------------	--	---	---	---

56 	60 	66 	72 	76 	84 	91 	98 
75EXL056E	75EXL060E	75EXL066E	75EXL072E	75EXL076E	75EXL084E	75EXL091E	75EXL098E
114 	409 	1637 					
75EXL114E	75EXL025R	75EXL100R					

RipCut™ 70-Series RD

 50 → 100 cc

Specially made for ripping — making cuts parallel to the wood grain. 72, 73, 75 RD has a special ripping application grind for making dimensional boards and planks from larger timbers. For use on chain-type sawmills. Not recommended for handheld use.



3/8"	7	 72 : 1,3 mm	 5,5 mm	 10°	 50°	 0,64 mm
-------------	----------	---	--	---	---	---

1637 
72RD100R

3/8"	7	 73 : 1,5 mm	 5,5 mm	 10°	 50°	 0,64 mm
-------------	----------	---	--	---	---	---

72 	84 	1637 
73RD072E	73RD084E	73RD100R

3/8"	7	 75 : 1,6 mm	 5,5 mm	 10°	 50°	 0,64 mm
-------------	----------	---	--	--	--	--

60 	409 	1637 
75RD060E	75RD025R	75RD100R

VersaCut™ 26X, 27X

 ≥ 65 cc



This is a heavy-duty, high-performance chain for professionals using large saws. Ideal for those who prefer the durability and easy maintenance of small-radius Micro Chisel cutters. Micro Chisel cutters have small-radius working corners for excellent performance and easy maintenance.

404"	7	26 : 1,5 mm	LubriTec™ OILING SYSTEM	5,5 mm	30°	55°	0,75 mm
-------------	----------	--------------------	-----------------------------------	---------------	------------	------------	----------------

1480 
26X100R

404"	7	27 : 1,6 mm	LubriTec™ OILING SYSTEM	5,5 mm	30°	55°	0,75 mm
-------------	----------	--------------------	-----------------------------------	---------------	------------	------------	----------------

1480 
27X100R

VersaCut™ 59 ACL

 ≥ 65 cc



A big-timber, heavy-duty chain for professionals who use large saws especially in tropical hardwood areas. Rounded «Chipper» cutters have fully rounded working corner and side plate for excellent performance, easy sharpening and durability.

404"	7	59 : 1,6 mm	LubriTec™ OILING SYSTEM	5,5 mm	35°	55°	0,89 mm
-------------	----------	--------------------	-----------------------------------	---------------	------------	------------	----------------





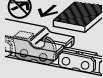


64 	1480 
59ACL064E	59ACL100R

PowerCut™ 59L

 ≥ 65 cc

A big-timber, heavy-duty chain for professionals who use large saws. Full chisel cutters offer top performance. Get less kickback without the added weight or bulk of other methods because of the depth gauge design.









404"	7	 59 : 1,6 mm	LubriTec™ OILING SYSTEM	 5,5 mm	 25°	 55°	 0,64 mm
370 	1480 						
59L025R	59L100R						

RipCut™ 27R



 ≥ 65 cc

Specially made for ripping — making cuts parallel to the wood grain. 27R has a special ripping application grind for making dimensional boards and planks from larger timbers. Not recommended for handheld use.



404"	7	 27 : 1,6 mm	LubriTec™ OILING SYSTEM	 5,5 mm	 10°	 55°	 0,75 mm
1480 							
27R100R							

Competitive chain Cross-Reference

		STIHL®		HUSQVARNA®	DOLMAR / MAKITA	EFCO / OLEO MAC	CARLTON®		
		P/N	ALT P/N	P/N	P/N	P/N	P/N	ALT P/N	
1/4"	.050"	1,3mm	13RM	13RMS	H00	466	E650MC-K	E1MC-BL	E1MC
.325" <small>Low Profile</small>	.043"	1,1mm	SP21G						
3/8" <small>Low Profile</small>	.043"	1,1mm	61PMN	61PMM3	H38	290 / 291		N4C-BL	N4C
	.050"	1,3mm	63PM1	63PM3	H37 / S93G	492		N1C-BL	
	.050"	1,3mm	63PM1	63PM3	H37 / S93G	492		N1C-BL	
	.050"	1,3mm	63PM		H35	480	N150C-N	N1C	
	.050"	1,3mm							
	.050"	1,3mm							
	.050"	1,3mm	63PMX						
.325"	.050"	1,3mm	23RM3 Pro		H30 / SP33G	484	K250NK-K	K1NK-BL	K1NK
	.050"	1,3mm							
	.050"	1,3mm	23RM3	23RM	H22	082	K250C-K	K1C-BL	K1C
	.058"	1,5mm	25RM3	25RM	H25	086	K258C-K	K2C-BL	K2C
	.063"	1,6mm	26RM3	26RM	H28			K3C-BL	K3C
	.050"	1,3mm	23RS3		H23			K1LX-BL	K1L-BL
	.058"	1,5mm	25RS3		H21	686		K2LX-BL	K2L-BL
	.063"	1,6mm	26RS3		H26			K3LX-BL	K3L-BL
	.058"	1,5mm							
	.063"	1,6mm							
	.050"	1,3mm	23RS				K250L-N	K1LX	K1L
	.058"	1,5mm	25RS				K258L-N	K2LX	K2L
	.063"	1,6mm	26RS				K263L-N	K3LX	K3L
3/8"	.050"	1,3mm	33RM3		H51	101	A358EP-K	A1EP-BL	
	.058"	1,5mm	35RM3		H54	093		A2EP-BL	
	.063"	1,6mm	36RM3		H58	096		A3EP-BL	
	.050"	1,3mm	33RM				A350EP-N	A1EP	
	.058"	1,5mm	35RM		H49		A358EP-N	A2EP	
	.063"	1,6mm	36RM		H44		A363EP-N	A3EP	
	.050"	1,3mm	33RS3		H46	100		A1LM-BL	
	.058"	1,5mm	35RS3		H42	099		A2LM-BL	
	.063"	1,6mm	36RS3		H45	110		A3LM-BL	
	.058"	1,5mm							
	.063"	1,6mm							
	.050"	1,3mm	33RS		H47 / C83			A1LM	
	.058"	1,5mm	35RS		H48 / C85		A358LM-N	A2LM	
.063"	1,6mm	36RS		H50		A363LM-N	A3LM		
.050"	1,3mm						A1EP-RP		
.058"	1,5mm			H52			A2EP-RP		
.063"	1,6mm			H53			A3EP-RP		
.404"	.058"	1,5mm							
	.063"	1,6mm	46RM		H64	103		B3S	B3EP
	.063"	1,6mm			H66				
	.063"	1,6mm	46RS		H57		B463EP-N	B3LM	
	.063"	1,6mm			H65	108		B3H-RP	B3RM10



narrow
kerf



	ControlCut™	25AP	Micro Chisel®		≤ 38 cc
NEW	SpeedCut™ Nano	80TXL	Micro Chisel®		20 → 38 cc
	AdvanceCut™	90PX (90SG)	Chamfer Chisel™		≤ 42 cc
	Standard	91P	Chamfer Chisel™		≤ 42 cc
	AdvanceCut™	91PX (91VG)	Chamfer Chisel™		≤ 42 cc
	VersaCut™	91VXL (91VX)	Semi-chisel		≤ 42 cc
	DuraCut™	M91VXL	Semi-chisel		≤ 42 cc
	PowerSharp™	91PS	Powersharp		≤ 42 cc
	RipCut™	91R	Chamfer Chisel™		Ripping cuts only
	SpeedCut™	95TXL (95VPX)	Micro Chisel®		38 → 55 cc
	DuraCut™	M95VPX	Micro Chisel®		38 → 55 cc
	ControlCut™	20BPX	Micro Chisel®		38 → 62 cc
	ControlCut™	21BPX	Micro Chisel®		38 → 62 cc
	ControlCut™	22BPX	Micro Chisel®		38 → 62 cc
	PowerCut™	20LPX	Full chisel		38 → 62 cc
	PowerCut™	21LPX	Full chisel		38 → 62 cc
	PowerCut™	22LPX	Full chisel		38 → 62 cc
	DuraCut™	M21LPX	Full chisel		38 → 62 cc
	DuraCut™	M22LPX	Full chisel		38 → 62 cc
NEW	PowerCut™	20LGX	Full chisel		38 → 62 cc
NEW	PowerCut™	21LGX	Full chisel		38 → 62 cc
NEW	PowerCut™	22LGX	Full chisel		38 → 62 cc
	VersaCut™	72DPX	Semi-chisel		50 → 100 cc
	VersaCut™	73DPX	Semi-chisel		50 → 100 cc
	VersaCut™	75DPX	Semi-chisel		50 → 100 cc
	VersaCut™	72DX	Semi-chisel		50 → 100 cc
	VersaCut™	73DX	Semi-chisel		50 → 100 cc
	VersaCut™	75DX	Semi-chisel		50 → 100 cc
	PowerCut™	72LPX	Full chisel		50 → 100 cc
	PowerCut™	73LPX	Full chisel		50 → 100 cc
	PowerCut™	75LPX	Full chisel		50 → 100 cc
	DuraCut™	M73LPX	Full chisel		50 → 100 cc
	DuraCut™	M75LPX	Full chisel		50 → 100 cc
	PowerCut™	72EXL (72LGX)	Full chisel		50 → 100 cc
	PowerCut™	73EXL (73LGX)	Full chisel		50 → 100 cc
	PowerCut™	75EXL (75LGX)	Full chisel		50 → 100 cc
	RipCut™	72RD	Semi-chisel		Ripping cuts only
	RipCut™	73RD	Semi-chisel		Ripping cuts only
	RipCut™	75RD	Semi-chisel		Ripping cuts only
	VersaCut™	26X	Micro Chisel®		≥ 65 cc
	VersaCut™	27X	Micro Chisel®		≥ 65 cc
	VersaCut™	59ACL	Chipper		≥ 65 cc
	PowerCut™	59L	Full chisel		≥ 65 cc
	VersaCut™	27R	Micro Chisel®		Ripping cuts only



This chart makes no comment whatsoever regarding the safety, or suitability for any particular purpose, of ANY saw chain not manufactured by Oregon Tool Inc. Read and follow all notes below to properly use this chart.

Notes:








This chart is intended for use by only those who wish to replace other brands of saw chain with a comparable Oregon chain.

Many saw chains are interchangeable in terms of their fit-up, but interchanging certain types of chains may be inappropriate for some users.

Be certain that the chain chosen is appropriate for both the use, and for the user's level of experience.

This chart should not be used to replace Oregon saw chain with any other brand of chain. Doing so is a misuse of this chart and those who do so assume any and all risks associated with such misuse.

Most frequently requested chain spare parts*

							
3/25"	95TXL	.050" (1,3 mm)	P584531	P584532	P571847	P576686	P576808
	20BPX	.050" (1,3 mm)	P22574	P22575	P23843	P31939	P34178
	21BPX	.058" (1,5 mm)	P22574	P22575	P23843	P31939	P34178
	22BPX	.063" (1,6 mm)	P22574	P22575	P23843	P34185	P37530
	20LGX	.050" (1,3 mm)	P616222	P616223	P23843	P31939	P31938
	21LGX	.058" (1,5 mm)	P616222	P616223	P23843	P31939	P34177
	22LGX	.063" (1,6 mm)	P616222	P616223	P23843	P34185	P35711
	21LPX	.058" (1,5 mm)		P35746	P23843	P31939	P34178
	22LPX	.063" (1,6 mm)		P35746	P23843	P34185	P37530
	3/8"	90PX	.043" (1,1 mm)	P104709	P104710	P104711	P108045
91PX		.050" (1,3 mm)			P24295	P25068	
91VXL		.050" (1,3 mm)	537492	537493	P24295	P25068	
91R		0,50" (1,3mm)	P105199	P105200	P24295	P25068	
73DPX		.058" (1,5mm)	555914	555915	P23837	P23910	P20856
75DPX		.063" (1,6mm)	555914	555915	P23837	P23910	P20858
72EXL		.050" (1,3mm)	P582369	P582370	P581897	P596323	P582349
73EXL		.058" (1,5mm)	P582369	P582370	P581897	P596323	P582353
75EXL		.063" (1,6mm)	P582369	P582370	P581897		P582350
72LPX		.050" (1,3 mm)		P101926	P23837	P23910	
73LPX		.058" (1,5 mm)	P101925	P101926	P23837	P23910	P20856
75LPX		.063" (1,6 mm)	P101925	P101926	P23837	P23921	P20858
73RD		.058" (1,5 mm)	P38951	P38952	P23837	P23910	
75RD		.063" (1,6 mm)	P38951	P38952	P23837	P23921	
404'		27X	.063" (1,6 mm)	P18998	P18999	P23825	P23868
	18HX	.080" (2,0 mm)	512890	512891	518812	512893	512892
	19HX	.080" (2,0 mm)	597691	597692	597693	597694	597695
3/4"	11H	.122" (3,1 mm)	P107541	P107542	P24569	P24577	P107543

*other specific spare parts are available on request


OREGON®

Guide Bars





















Guide bar part numbers and families overview

Oregon bar part numbers are printed on the bar package and etched on the bar body.



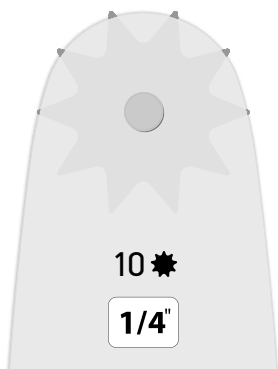
14 4 TXL N A074

LENGTH INCHES (CM)		GAUGE INCHES (CM)	BAR TYPE	SPROCKET NOSE CODES		BAR MOUNT
				PITCH	TOOTH	
08	20cm	4 .043 (1,1mm)	SD Single Rivet Sprocket-nose	A 1/4"	10	A041
10	25cm			B .325"	10 or 12	A061
11	28cm		ML Single Rivet Narrow kerf / Sprocket-nose			A064
12	30cm	0 .050" (1,3mm)		D 3/8"	9 or 11	A074
13	33cm		SX AdvanceCut™ Sprocket-nose			A089
14	35cm	8 .058" (1,5mm)	PX AdvanceCut™ Sprocket-nose	E 3/8"	7 or 9	A095
15	38cm		ML AdvanceCut™ Narrow kerf / Sprocket-nose	F .404"	10	A218
16	40cm			G .325"	12	A318
17	43cm	3 .063" (1,6mm)	SF AdvanceCut™ Sprocket-nose			B083
18	45cm		SP AdvanceCut™ HD Sprocket-nose	H 3/8"	11	D009
20	50cm		SL AdvanceCut™ HD Sprocket-nose	N .325" Low Pro	7	D024
21	53cm		MP AdvanceCut™ HD Narrow kerf / Sprocket-nose	SOLID NOSE CODE		D025
22	55cm			M Medium radius 1.33" - 33.78 mm		D033
24	60cm		PXL ControlCut™ Sprocket-nose	L Large radius 1.65" - 41.91mm		D176
25	63cm		TXL SpeedCut™ SpeedCut™ Nano Narrow kerf / Sprocket nose	Comments:		E031
28	70cm			<ul style="list-style-type: none"> Chain saws originally equipped with an Intenz® bar, and saws adapted to take an Intenz® bar, do not have a "bar adjustment pin" for tensioning the chain. Use ONLY an Intenz® bar when replacing the guide bar on these saws. PowerCut® solid body bars may be stamped with XXX, ZZZ or other letters as they can have different noses installed on the body, thereby changing the part number. Oregon Sculptor™ carving bar part numbers do not follow the Oregon bar part numbering system. In a few cases, where two bars would have the same length in their part numbers but different drive link counts, the letter Z will be used in the bar mount description to distinguish between them (K095 and Z095 for example). 		E099
30	75cm					K041
32	80cm		VXL VersaCut™ sprocket nose			K153
33	83cm					K095
34	85cm		RN PowerCut™ Replaceable sprocket-nose			T041 Intenz®
36	90cm					
41	103cm		AT DuraCut™ Solid nose, laser welded tip with wear-resistant alloy			
42	105cm					

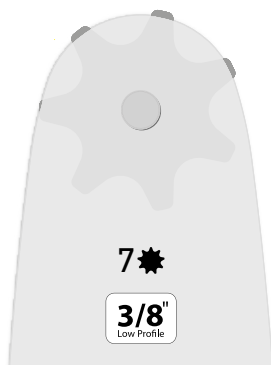
		.043" 1,1mm		.050" 1,3mm			.058" 1,5mm			.063" 1,6mm				
		3/8" Low Profile	3/8" Low Profile	1/4"	3/8" Low Profile	.325"	3/8"	3/8"	.404"	.325"	3/8"	.404"		
GOOD	<p>Ideal for Property Maintenance, Firewood, Home Owners</p> <p>Single Rivet  Electric or gas ≤ 42cc</p> 	90			25	91								
	<p>Ideal for Landscape Maintenance, Property Management, Nursery, Farmers, Firewood, Construction/Demolition, Municipality, Fire Department</p> <p>AdvanceCut™  ≤ 57 cc</p> 				91	95	20	72	21	73	22	75		
BETTER	<p>NEW AdvanceCut™ HD  38 → 65 cc</p> 				91	95	20	72	21	73	22	75		
	<p>Ideal for Professional logger, Arborist, Tree Service Companies</p> <p>NEW SpeedCut™ Nano  20 → 38 cc</p> 	80												
BEST	<p>ControlCut™  38 → 65 cc</p> 													
	<p>SpeedCut™  ≤ 55 cc</p> 					95	20	72	21	73	22	75		
	<p>VersaCut™  38 → 65 cc</p> 													
	<p>PowerCut™  ≥ 58 cc</p> 						20	72	21	73	58	22	75	59
	<p>DuraCut™  ≥ 38 cc</p> 					20	72		73	58	75	59	27	

Guide bar nose types

Single Rivet

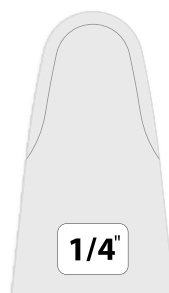


SDA

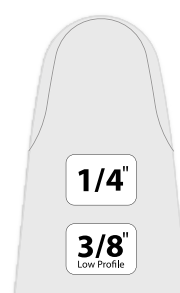


SDE • DGE • MLE

Sculptor®

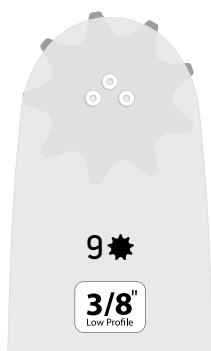


DIME TIP (10mm)



QUARTER TIP (12mm)

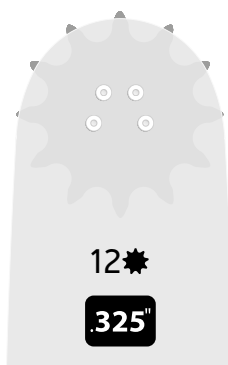
AdvanceCut™



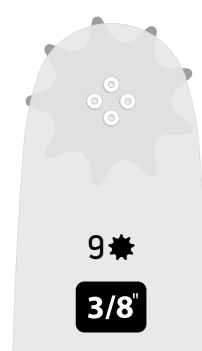
SXE



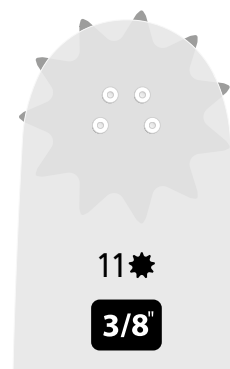
PXB • MLB



SFG

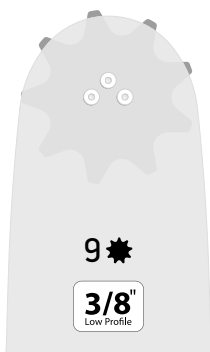


PXD

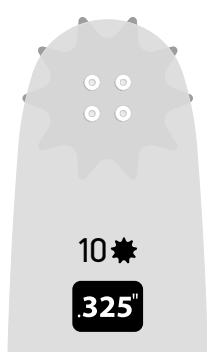


SFH

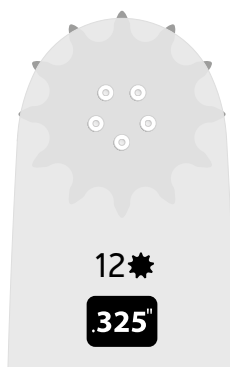
AdvanceCut™ HD ControlCut SpeedCut VersaCut



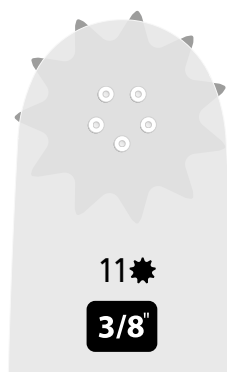
SPE



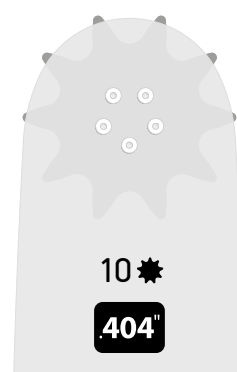
SLB • PXLB • MPB • TXLB



SLG • VXLG • MPG • TXLG



SLH • VXLH

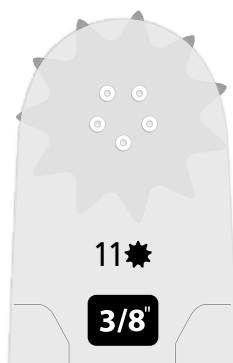


SLF

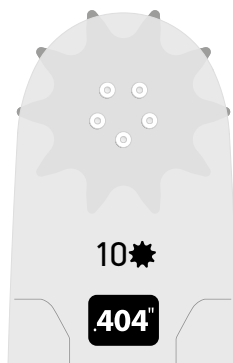
PowerCut™



RNB

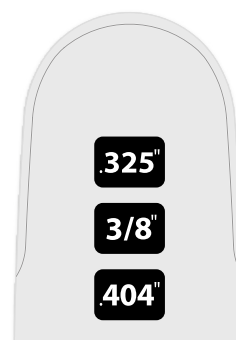


RND



RNF

DuraCut™



ATM • ATL

AdvanceCut™


 ≤ 57 cc


Multi-rivet nose, lightweight, and maneuverable.






For experienced homeowners, as well as farmers and firewood cutters.




3/8"
Low Profile


 1,3 mm


 9 tooth






	10" (25cm)		12" (30cm)		14" (35cm)		16" (40cm)	
	100SXEA041	40	120SXEA041	45	140SXEA041	52	160SXEA041	56
			120SXEA074	44	140SXEA074	50	160SXEA074	55
			120SXEA095	45	140SXEA095	52	160SXEA095	56
					140SXEA318	49	160SXEA318	56

3/25"


 1,3 mm


 Narrow Kerf

 10 tooth

	13" (33cm)		15" (38cm)		16" (40cm)		18" (45cm)	
	130MLBK041	56	150MLBK041	64	160MLBK041	66	180MLBK041	72
	130MLBK095	56	150MLBK095	64	160MLBK095	66	180MLBK095	72


3/25"


 1,3 mm

 10 tooth

	16" (40cm)		18" (45cm)		20" (50cm)	
	160PXBK095	66	180PXBK095	72	200PXBK095	78


3/25"


 1,5 mm

 10 tooth


	13" (33cm)		15" (38cm)		16" (40cm)		18" (45cm)		20" (50cm)	
	138PXBK041	56	158PXBK041	64	168PXBK041	66	188PXBK095	72	208PXBK095	78
	138PXBK095	56	158PXBK095	64	168PXBK095	66			208PXBZ095	76




3/25"



 1,5 mm

 12 tooth



	18" (45cm)	
	188SFGK095	72







3/25"  1,6mm  10 tooth


	16" (40cm)		18" (45cm)	
	163PXBA074	62	183PXBA074	68

3/25"  1,6mm  12 tooth

	15" (38cm)		16" (40cm)		18" (45cm)	
	153SFGD025	62	163SFGD025	67	183SFGD025	74

3/8"  1,5mm  11 tooth

	15" (38cm)		16" (40cm)		18" (45cm)		20" (50cm)		24" (60cm)	
	158SFHD009	56	168SFHD009	60	188SFHD009	68	208SFHD009	72	248SFHD009	84
					188SFHD024	68	208SFHD024	72		
					188SFHK095	68				

3/8"  1,6mm  11 tooth



	15" (38cm)		16" (40cm)		18" (45cm)		20" (50cm)		24" (60cm)	
	153SFHD025	56	163SFHD025	60	183SFHD025	66	203SFHD025	72	243SFHD025	84

NEW AdvanceCut™ HD




 38 → 65 cc




Heavy Duty laminated bars designed for higher power applications on small to medium-size chainsaws. Ideal for professional and semi-professional users.



3/8" Low Profile	 1,3 mm	 9 tooth
----------------------------	--	---



	12" (30cm)		14" (35cm)		16" (40cm)	
	120SPEA074	44	140SPEA074	50	160SPEA041	56
					160SPEA074	55



325"	 1,3 mm	 Narrow Kerf	 10 tooth
-------------	--	---	--



	15" (38cm)		18" (45cm)	
	150MPBK095	64	180MPBK095	72




325"	 1,3 mm	 12 tooth
-------------	--	--



	18" (45cm)	
	180MPGD025	74

325"	 1,5 mm	 10 tooth
-------------	---	---



	13" (33cm)		15" (38cm)		15" (40cm)	
	138SLBK095	56	158SLBK095	64	168SLBK095	66
	18" (45cm)					
	188SLBK095	72				





325"	 1,5 mm	 12 tooth
-------------	---	---



	15" (38cm)		18" (45cm)	
	158SLGK095	64	188SLGK095	72
	158SLGK041	64		

325"	 1,6 mm	 11 tooth
-------------	--	--

	16" (40cm)	
	163SLBA074	62

3/8"	 1,5 mm	 11 tooth
-------------	--	--

	15" (38cm)		18" (45cm)		20" (50cm)	
	158SLHD009	56	188SLHD009	68	208SLHD009	72
	158SLHK095	56	188SLHK095	68	208SLHK153	72
	158SLHK153	56	188SLHK153	64		
			(K095) 39450	68		

3/8"	 1,6 mm	 11 tooth
-------------	--	--

	16" (40cm)		18" (45cm)		20" (50cm)	
	163SLHD025	60	183SLHD025	66	203SLHD025	72

SpeedCut™ NANO Cutting System + +

Conversion Kits



80TXL must be used together with the corresponding guide bar and sprocket and is not compatible with other existing cutting systems. SpeedCut Nano conversion kits include a sprocket, a guide bar and a chain loop.

Husqvarna®	10" (25cm)	12" (30cm)	14" (35cm)	16" (40cm)
T435	614388	614391	614395	614398
T536Li XP, 536Li XP	614389	614392	614396	614399
T540 XP, T540 XP II	614387	614390	614393	614397


Stihl®	10" (25cm)	12" (30cm)	14" (35cm)	16" (40cm)
MS 150 / MS 150T		614383	614382	
MS 170, MS 171 MS 180, MS 181			614384	614385
MS 192 / MS 192T MS 193 / MS 193T MS 200 / MS 200T MS 201 / MS 201T	614379	614380	614377	614381











NEW SpeedCut™ Nano **.325"** Low Profile™

 20 → 38 cc

SpeedCut™ Nano has been engineered from the ground up with maximum efficiency in mind. Built to optimize saw performance, SpeedCut Nano meets the demands of tree care professionals like no other system on the market. SpeedCut Nano is the first ever .325" Low Profile™ cutting system. By sizing the chain to better match the specific power range of battery-powered and compact light-weight gas-powered saws, we've maximized the chain's efficiency for improved performance.



Husqvarna	☆	10" (25cm)		12" (30cm)		14" (35cm)		16" (40cm)	
T 435	610729								
T536Li XP, 536Li XP	610730								
T540 XP, T540 XP II	610728	104TXLNA095	80TXL046E 46	124TXLNA095	80TXL051E 51	144TXLNA095	80TXL059E 59	164TXLNA095	80TXL064E 64
535i XP/ T535i XP 540i XP / T540i XP	610730								

Stihl	☆	10" (25cm)		12" (30cm)		14" (35cm)		16" (40cm)	
MS 150 / MS 150T	610727			124TXLNA074	80TXL051E 51	144TXLNA074	80TXL059E 59		
MS 170, MS 171 MS 180, MS 181	610726					144TXLNA074	80TXL059E 59	164TXLNA074	80TXL064E 64
MS 192 / MS 192T MS 193 / MS 193T MS 200 / MS 200T MS 201 / MS 201T	610725	104TXLNA074	80TXL046E 46	124TXLNA074	80TXL051E 51	144TXLNA074	80TXL059E 59	164TXLNA074	80TXL064E 64

⚠ These models require a SpeedCut™ Nano conversion kit first











Oregon® is a registered trademark of Oregon Tool Inc. All other marks are the property of their respective owners.








ControlCut™

 38 → 65 cc

For users who require smooth and controlled cuts. Smaller radius nose reduces kickback. The lighter weight helps reduce operator fatigue.



.325"	 1,5mm	 10 tooth	13" (33 cm)		15" (38 cm)		16" (40 cm)		18" (45 cm)	
										
			138PXLBD025	56	158PXLBK041	64	168PXLBK095	67	188PXLBK095	72
			138PXLBK095	56	158PXLBK095	64				












.325"	 1,6mm	 10 tooth	13" (33 cm)		16" (40 cm)		18" (45 cm)	
								
			133PXLBD025	56	163PXLBA074	67	183PXLBA074	74










SpeedCut™

 38 → 55 cc

For professionals who cut high volumes of wood. Narrow kerf. Durable and efficient. The lighter weight helps reduce operator fatigue.



.325"	 1,3mm	 Narrow Kerf	 10 tooth	13" (33 cm)		15" (38 cm)		16" (40 cm)		18" (45 cm)		20" (50 cm)	
													
				130TXLBK095	56	150TXLBK095	64	160TXLBK095	66	180TXLBK095	72	200TXLBK095	78
				130TXLBK041	56			160TXLBA074	67	180TXLBA074	72		
				130TXLBD025	56			160TXLBK041	66				





.325"	 1,3mm	 Narrow Kerf	 12 tooth	15" (38 cm)		16" (40 cm)		18" (45 cm)		18" (45 cm)	
											
				150TXLGD025	63	160TXLGD025	67	180TXLGD025	74	180TXLGK216	72
				150TXLGK095	64	160TXLGK095	66	180TXLGK095	72		







VersaCut™







 38 → 65 cc





Ideal solution for arborists, orchardists, and other professionals who cuts with a variety of applications. Versatile and durable. The lighter weight helps reduce operator fatigue.


















3/25"	 1,3 mm	 12 tooth
	16" (40 cm)	 18" (45 cm)
160VXLGK041	66	180VXLGK041 72
160VXLGK095	66	180VXLGK095 72

3/25"	 1,5 mm	 12 tooth		
	15" (38 cm)	 16" (40 cm)	 18" (45 cm)	 20" (50 cm)
158VXLGK041	64	168VXLGK041 66	188VXLGK041 72	208VXLGK095 80
158VXLGK095	64	168VXLGK095 66	188VXLGK095 72	188VXLGD176 72

3/25"	 1,6 mm	 12 tooth		
	15" (38 cm)	 16" (40 cm)	 18" (45 cm)	 20" (50 cm)
153VXLGD025	62	163VXLGD025 67	183VXLGD025 74	203VXLGD025 81

3/8"	 1,3 mm	 11 tooth
	16" (40 cm)	 20" (50 cm)
160VXLHD025	56	200VXLHD009 60
		200VXLHD025 60

3/8"	 1,5 mm	 11 tooth			
	15" (38 cm)	 16" (40 cm)	 17" (43 cm)	 18" (45 cm)	 20" (50 cm)
158VXLHD009	56	168VXLHD009 60	178VXLHD009 64	188VXLHD009 68	208VXLHD009 72
158VXLHK095	56	168VXLHK095 60		188VXLHK095 64	208VXLHK095 72
				188VXLHZ095 68	
	24" (60 cm)			188VXLHD024 68	
248VXLHD009	84			188VXLHD176 64	

3/8"	 1,6 mm	 11 tooth		
	15" (38 cm)	 16" (40 cm)	 18" (45 cm)	 20" (50 cm)
153VXLHD025	56	163VXLHD025 60	183VXLHD025 66	203VXLHD025 72

PowerCut™



For loggers and other tree-cutting professionals that need heavy-use guide bars. PowerCut's chrome-moly steel body is tough and powerful, enabling you to cut through timber precisely and efficiently. The replaceable sprocket nose reduces the need for new guide bars, giving the PowerCut bar a longer life and greater durability.

















3/8"	1,5mm	12 tooth								
	13" (33 cm)		15" (38 cm)		16" (40 cm)		18" (45 cm)		20" (50 cm)	
	138RNBK095	56	158RNBK095	64	168RNBK095	66	188RNBK095	72	208RNBK095	78



3/8"	1,6mm	12 tooth								
	16" (40 cm)		18" (45 cm)							
	163RNBD025	67	183RNBD025	74						









3/8"	1,3mm	11 tooth								
	20" (50 cm)		24" (60 cm)		28" (70 cm)					
	200RNDD009	72	240RNDD025	84	280RNDK095	93				
	200RNDD176	70	240RNDD176	81						

3/8"	1,5mm	11 tooth								
	13" (38 cm)		15" (38 cm)		16" (40 cm)		17" (43 cm)		18" (45 cm)	
	138RNDD009	52	158RNDD009	56	168RNDD009	60	178RNDD009	64	188RNDD009	68
					168RNDK095	60	178RNDB083	64	188RNDK095	68
									188RNDZ095	64
	20" (50 cm)		22" (55 cm)		24" (60 cm)		26" (65 cm)		28" (70 cm)	
	208RNDD009	72	228RNDD009	76	248RNDD009	84	268RNDD009	89	288RNDD009	92
	208RNDK095	72			248RNDK095	84				
	208RNDB083	72								
	208RNDD024	72								
	208RNDD033	72								
	(D176) 8873D	72								
	30" (75 cm)									
	308RNDD009	102								


3/8"  1,6mm  11 tooth

	15" (38 cm)		16" (40 cm)		18" (45 cm)		20" (50 cm)		22" (55 cm)	
	153RNDD025	56	163RNDD025	60	183RNDD025	68	203RNDD025	72	223RNDD025	77
							203RNDD009	72		
	24" (60 cm)		28" (70 cm)		32" (80 cm)		36" (90 cm)		42" (105 cm)	
	243RNDD025	84	283RNDD025	91	323RNDD025	105	363RNDD025	115	423RNDD025	135
							363RNDD009	115	423RNDD009	135



.404"  1,6mm  10 tooth

	17" (43 cm)		21" (53 cm)		24" (60 cm)		25" (63 cm)		36" (105 cm)	
	173RNFE031	60	213RNFE031	68	243RNFD009	76	253RNFE031	80	363RNFD009	104
	42" (105 cm)									
	423RNFE099	122								



PowerCut™ Replacement Nose





Long nose takes most of the abuse and minimizes wear on the bar body of PowerCut (Power Match®) bars. A single nose for 1,3 mm (.050"), 1,5 mm (.058"), and 1,6 mm (.063") gauges. Attachment rivet included. (Nose radius 1.115"). Standard replacement sprocket nose (RSN) kits fit "RN" bars.

.325"  1,3 mm - 1,5 mm - 1,6 mm  12 tooth

34775 Standard Replacement Sprocket Nose Kit

3/8"  1,3 mm - 1,5 mm - 1,6 mm  11 tooth

30853 Standard Replacement Sprocket Nose Kit



.404"  1,3 mm - 1,5 mm - 1,6 mm  10 tooth

30855 Standard Replacement Sprocket Nose Kit



Created for all challenging and abrasive environments, including fire-damaged forests, deserts, or sandy environments, and areas where the wood is unstable and requires extra care. DuraCut has an ultra high-wear resistant stellite nose and chrome-moly steel body to give you a longer-lasting tool for the most punishing environments.











This list shows the most common applications, pitches and associated drive link counts for Duracut bars.






3/8"  1,3mm  Medium nose

	20" (60cm)	
	200ATMD009	72








3/8"  1,5mm  Medium nose



	15" (38cm)		16" (40cm)		17" (43cm)		18" (45cm)		20" (50cm)		24" (60cm)	
	158ATMD009	56	168ATMD009	60	178ATMD009	64	188ATMD009	68	208ATMD009	72	248ATMD009	84
			168ATMK095	60			188ATMK095	68	208ATMK095	72		
							188ATMD024	68	208ATMD024	72		

3/8"  1,6mm  Medium nose

	16" (40 cm)		18" (45 cm)		20" (50 cm)		24" (60 cm)	
	163ATMD025	60	183ATMD025	68	203ATMD025	72	243ATMD025	84

404"  1,6mm  Medium nose

	17" (43 cm)		21" (53 cm)		22" (53 cm)		24" (60 cm)		25" (63 cm)		36" (90 cm)	
	173ATMD033	61	213ATME031	68	223ATMD009	68	243ATMD009	76	253ATME031	76	363ATMD025	104

404"  1,6mm  Large nose

	25" (63 cm)		30" (75 cm)		36" (90 cm)		41" (103 cm)		42" (105 cm)	
	253ATLE099	84	303ATLE099	92	363ATLD009	104	413ATLE199	122	423ATLE086	124
					363ATLE099	104				

Sculptor™









 Electric or gas 38 -> 65 cc

Sculptor™ Guide Bars are specially developed for chainsaw carving. An essential tool for chainsaw artists seeking long-lasting performance and versatility.

- Manufactured with high-quality steel
- Precision gas-welded high cobalt/chrome alloy hard-facing material for better nose performance and life
- Clear-coated, brushed steel for distinctive and durable appearance and finish

1/4"  1,3 mm  Dime tip 10 mm

 10" (25 cm)		 12" (30 cm)		 14" (35 cm)	
535044	60	A041 / A095	535045	68	A041 / A095
					535046
					76
					75
					A041 / A095
					A074

1/4"  1,3 mm  Quarter tip 12 mm

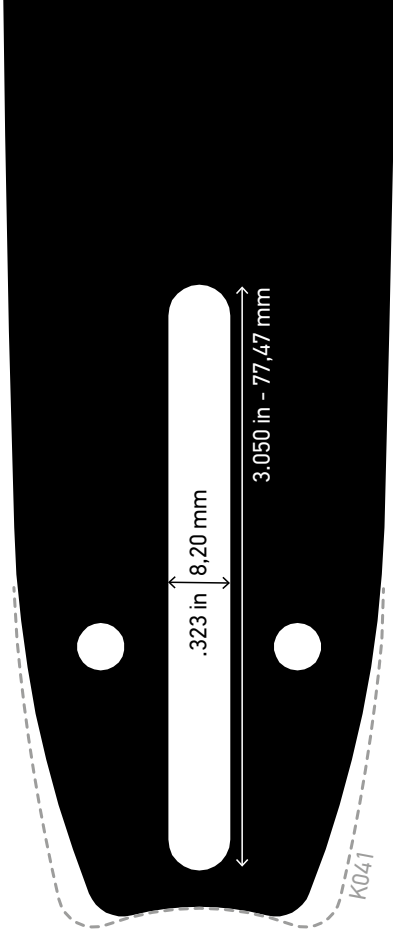
 12" (30 cm)		 14" (35 cm)			
535047	68	A041 / A095	535048	76	A041 / A095
	68	A074		75	A074

3/8"
Low Profile  1,3 mm  Quarter tip 12 mm

 12" (30 cm)		 14" (35 cm)			
535047	47	A041 / A095	535048	52	A041 / A095
	47	A074		51	A074

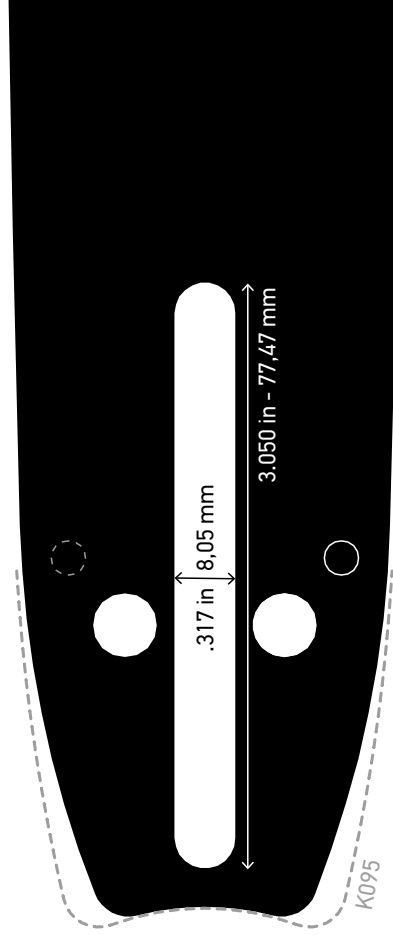
Most Popular guide bar motor mounts

A041 - K041 - T041 



OEM Applications: AEG, Active, AL-KO, Alpina, Black+Decker, Bosch, Castor, Cub Cadet®, Dolmar, Draper, Echo®, Efco®, Einhell®, Gardena, Greenworks, Grizzly, Hecht, Hitachi, Homelite®, Husqvarna®, Ikra, Iseki, Jonsered®, Makita®, McCulloch®, MTD, Oleo-Mac®, Partner, Poulan®/Poulan Pro®, Ryobi®, Shindaiwa, Skil®, Solo, Stiga, Tanaka®, Zenoah, and others

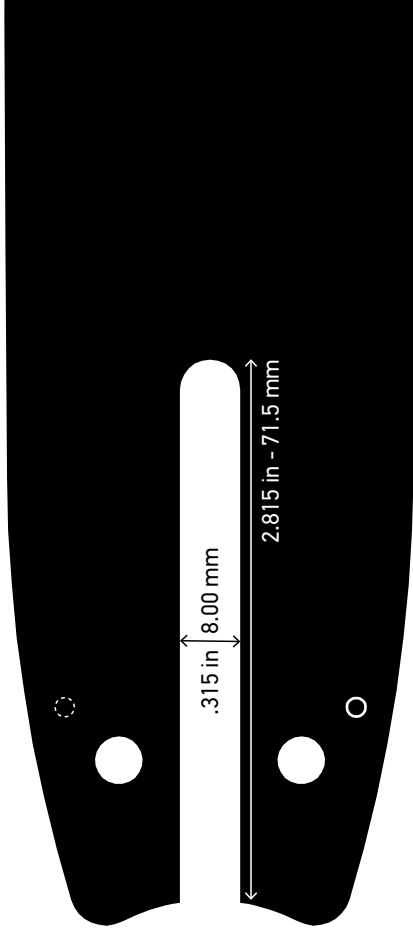
A095 - K095 - Z095*



*Note: In a few cases where two bars would have the same called length but different drive-link counts, the letter Z will be used in the motor-mount description to distinguish between them (K095 and Z095 for example).

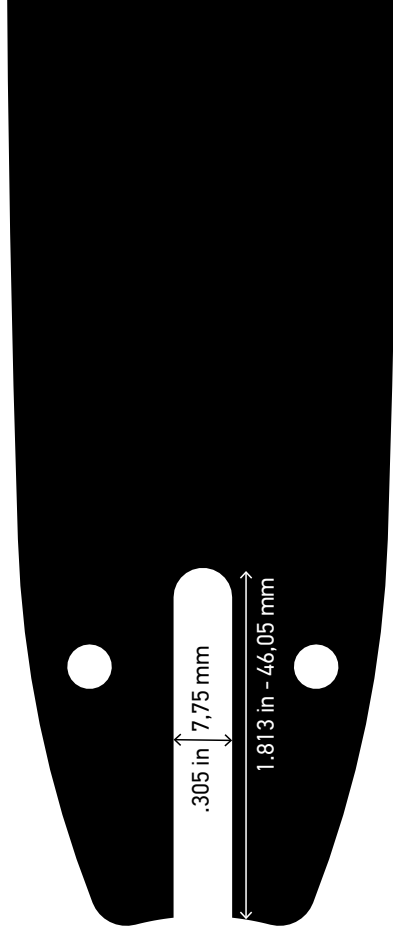
OEM Applications: AL-KO, Alpina, Castor, Cub Cadet®, Dolmar, Efco®, Einhell®, Hecht, Homelite®, Husqvarna®, Jonsered®, Makita®, McCulloch®, Metabo®, Mitox, MTD, Oleo-Mac®, Partner, Pioneer, Poulan®/Poulan Pro®, Ryobi®, Shindaiwa, Solo®, Stiga®, Zenoah®, and others

A074



OEM Applications: Alpina, Castor, Metabo®, Oleo-Mac®, Stiga®, Stihl®

A108

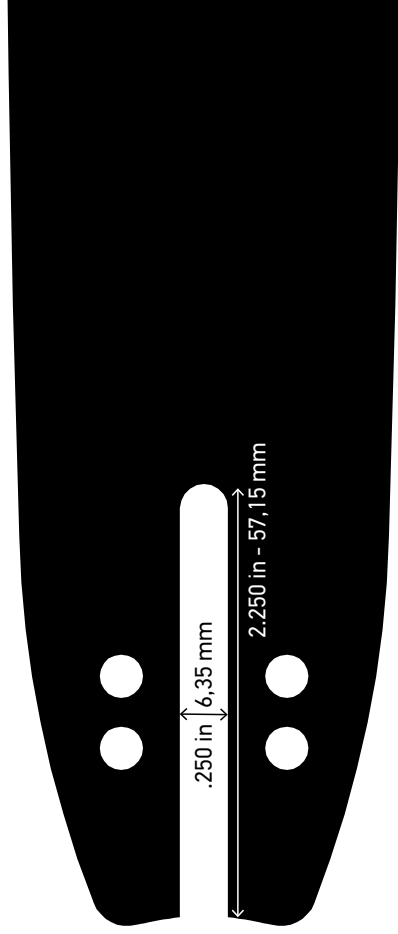


OEM Applications: Campagnola



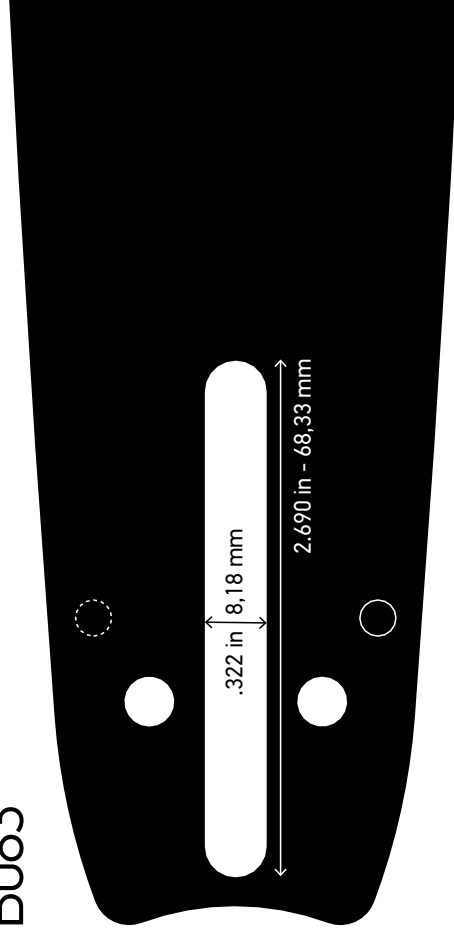
Rotate 90° to match the 1:1 exact size (printed version)

A218



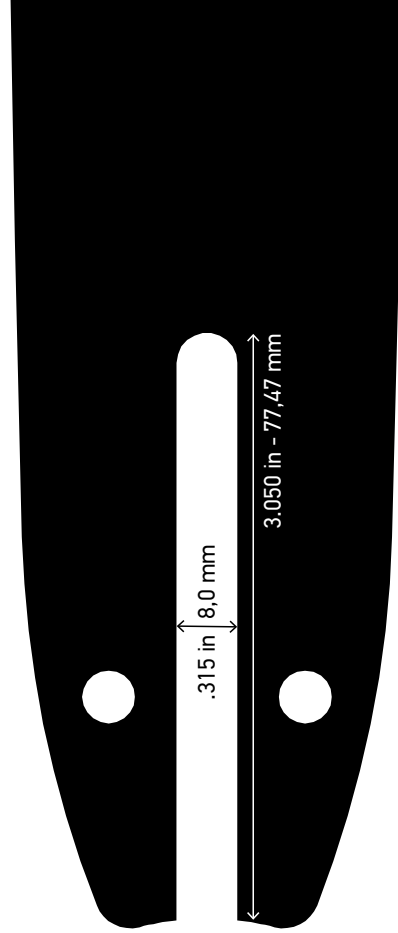
OEM Applications: Active, AL-KO, Black+Decker®, Bosch, Dolmar, Makita®, McCulloch®, Power Pruner®/Echo® Power Pruner®, Polesaws, Ryobi®, Shindaiwa, Stiga®, and others

B083



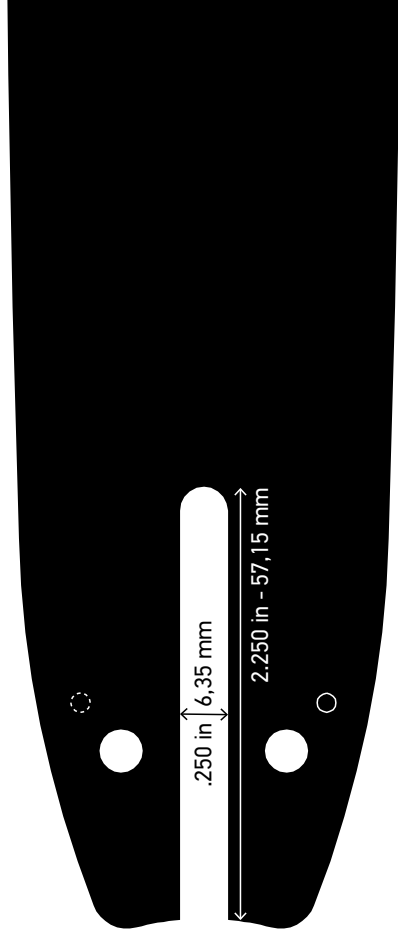
OEM Applications: Dolmar, Makita®

A129



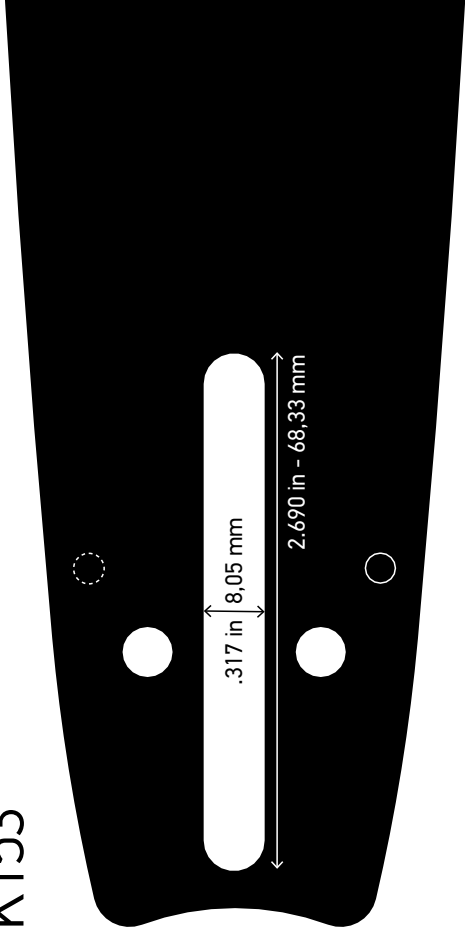
OEM Applications: Efco®, Grizzly, Oleo-Mac®

A318

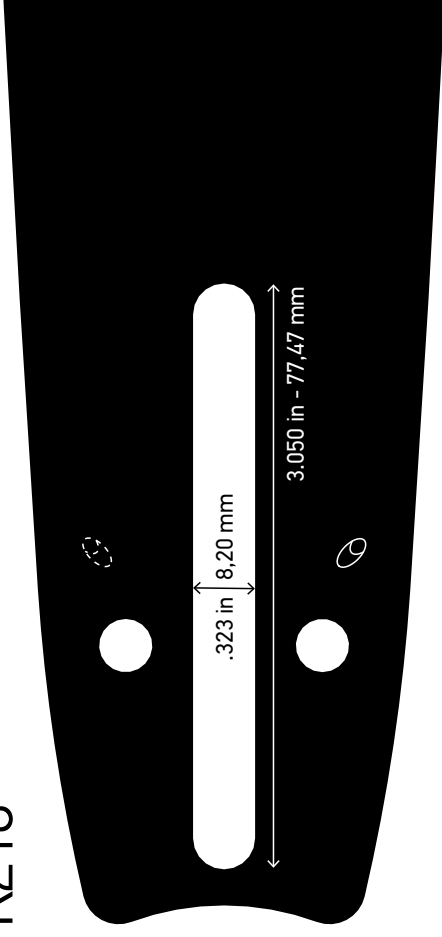


OEM Applications: AL-KO, Black+Decker®, Dolmar, Echo®, Efco®, Einhell®, Grizzly, McCulloch®, Oleo-Mac®, Ryobi®, Shindaiwa, Stiga®, and others

K153

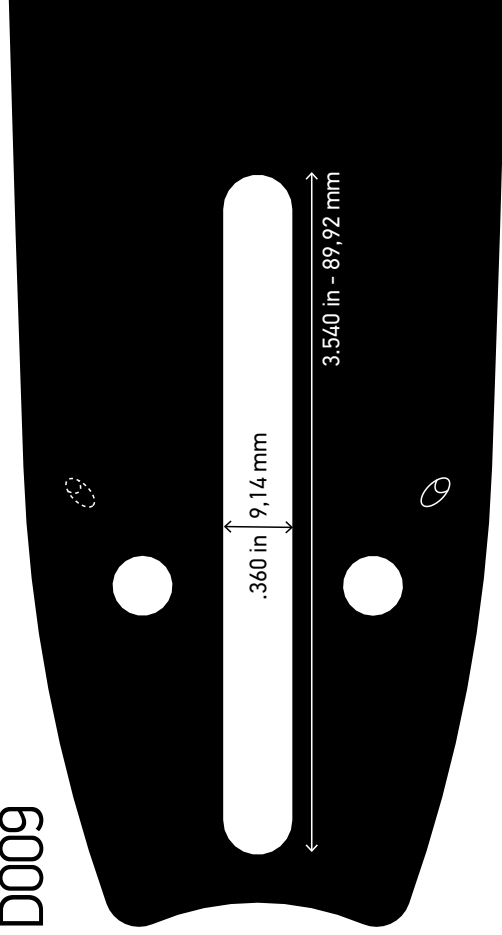


K216



OEM Applications: Dolmar, Makita®

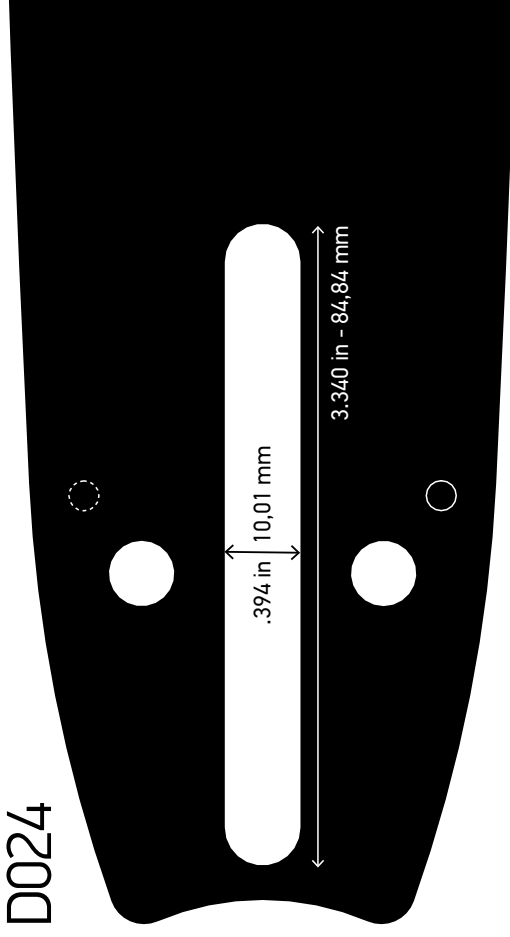
D009



Note: VXL have oval holes and shorter slots

OEM Applications: Echo®, Shindaiwa

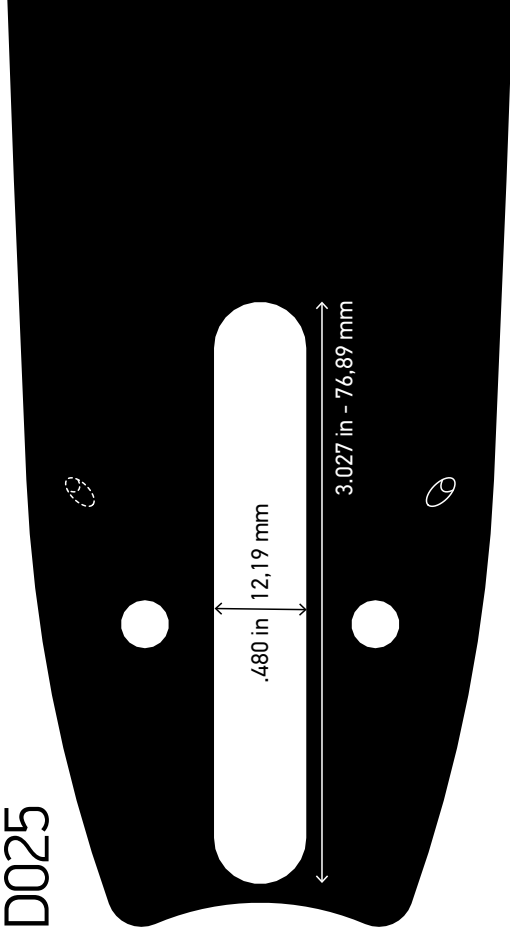
D024



OEM Applications: Alpina, AL-KO, Dolmar, Efco®, Husqvarna®, Iseki, Jonsered®, Makita®, Oleo-Mac®, Partner, Shindaiwa, Solo®

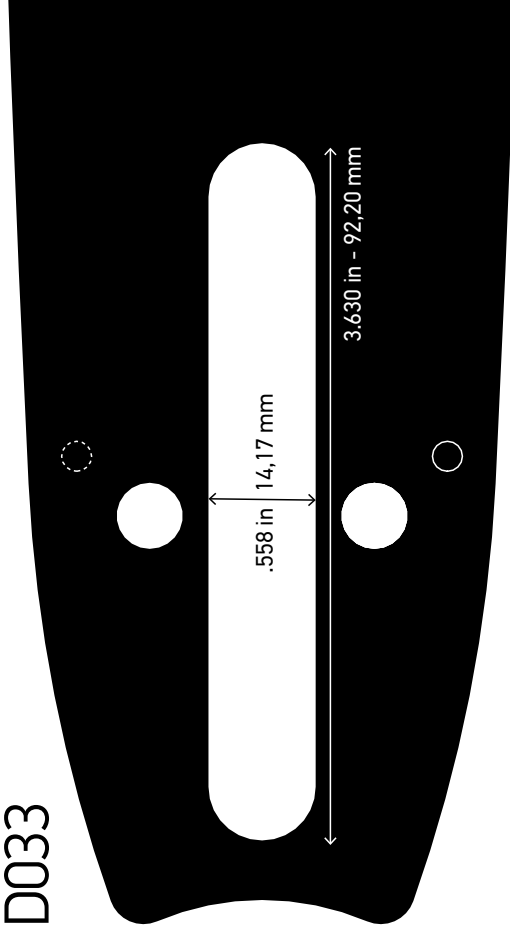
OEM Applications: Efco®, Ikra, Jonsered®, Oleo-Mac®, Partner

D025



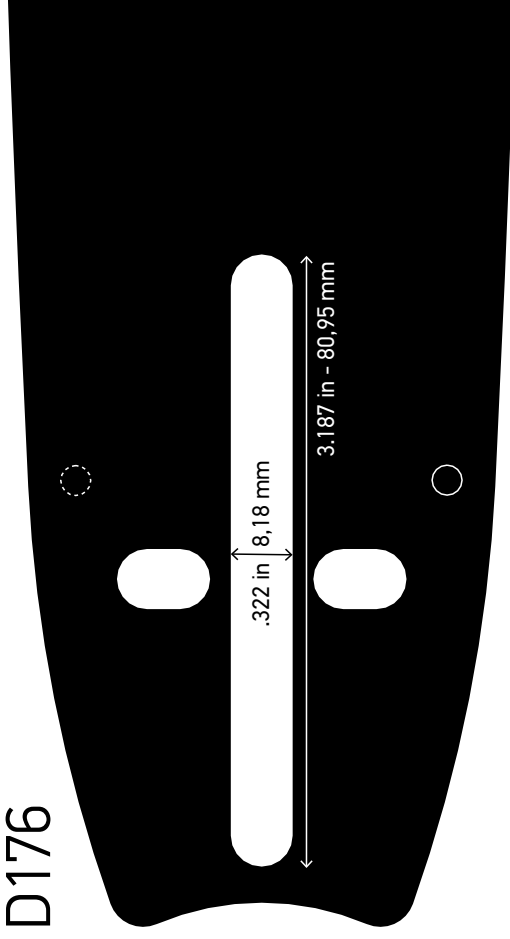
OEM Applications: AEG, Stihl®

D033



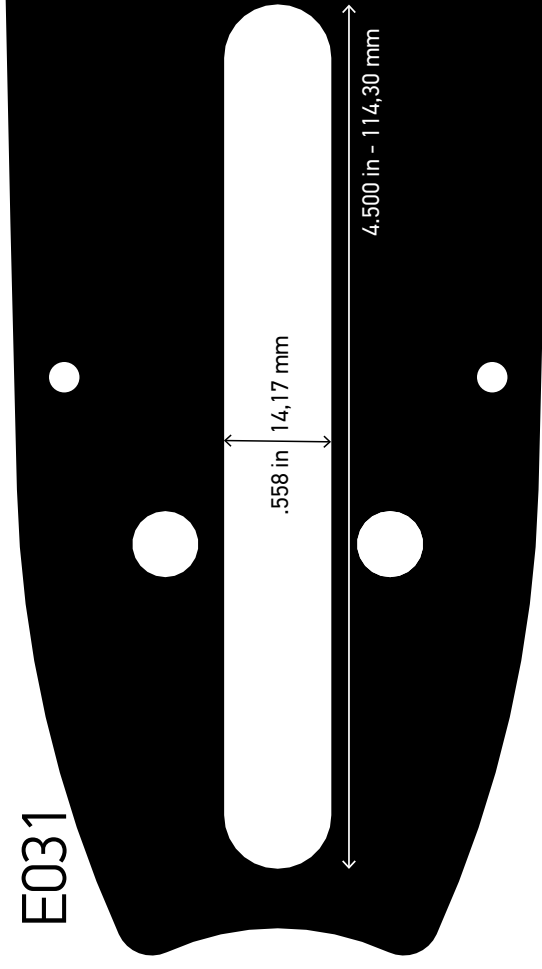
OEM Applications: Dolmar, Makita®, Poulan®

D176



OEM Applications: AL-KO, Echo®, Poulan®/Poulan Pro®, Shindaiwa, Tanaka®, Zenoah®

E031



OEM Applications: Efco®, Hydrochief, Oleo-Mac®, Stihl®

Alternative packaging

CombiPack: 1 Guidebar + 2 Chains



				BAR PN	CHAIN PN		OREGON	OEM Application	
3/8" Low Profile	1,3mm .50"	12"	A041	120SDEA041	91P045E	45	561605	Dolmar, Homelite®, Jonsered®, Makita®, Oleo-Mac®, Partner	
			A074	120SDEA074	91P044E	44	567295	Stihl®	
		14"	A041	140SDEA041	91P052E	52	543437	Dolmar, Homelite®, Jonsered®, Makita®, Oleo-Mac®, Partner	
			A041	140SXEA041	91VXL052E	52	561601	Dolmar, Homelite®, Jonsered®, Makita®, Oleo-Mac®, Partner	
			A074	140SDEA074	91P050E	50	543482	Stihl®	
		16"	A074	140SXEA074	91VXL050E	50	559166	Stihl®	
			A041	160SXEA041	91VXL056E	56	561660	Dolmar, Homelite®, Jonsered®, Makita®, Oleo-Mac®, Partner	
			A041	160SDEA041	91P056E	56	543483	Dolmar, Husqvarna®, Efco®, Makita®, Partner	
			A074	160SXEA074	91VXL055E	55	561603	Stihl®	
.325"	1,3mm .50"	13"	K095	130MLBK095	95TXL056E	56	581621	Dolmar, Husqvarna®, Efco®, Makita®, Partner	4
			K095	130TXLBK095	95TXL056E	56	578707	Dolmar, Husqvarna®, Efco®, Makita®, Partner	
			D025	130TXLBD025	95TXL056E	56	578741	Stihl®	
		15"	K095	150TXLGK095	95TXL064E	64	579812	Dolmar, Husqvarna®, Efco®, Makita®, Partner	
			K095	150MLBK095	95TXL064E	64	581620	HDolmar, Husqvarna®, Efco®, Makita®, Partner	
			K095	150TXLBK095	95TXL064E	64	578708	Dolmar, Husqvarna®, Efco®, Makita®, Partner	
	18"	K095	180MLBK095	95TXL072E	72	581619	Dolmar, Husqvarna®, Efco®, Makita®, Partner		
		K095	180TXLBK095	95TXL072E	72	578739	Dolmar, Husqvarna®, Efco®, Makita®, Partner		
		1,5mm .58"	13"	K095	138PXBK095	21BPX056E	56	543479	
	D025			138PXB025	21BPX056E	56	543480	Stihl®	
	15"		K095	158PXBK095	21BPX064E	64	543486	Husqvarna, Jonsered, Dolmar, Partner	
	1,6mm .63"	18"	K095	188SFGK095	21BPX072E	72	556429	Husqvarna, Jonsered, Dolmar, Partner	
D025			153SFGD025	22BPX062E	62	556287	Stihl®		
16"		A074	163PXBA074	22BPX062E	62	561604	Stihl®		
		D025	163SFGD025	22BPX067E	67	561608	Stihl®		
		D025	183SFGD025	22BPX074E	74	561659	Stihl®		
3/8"	1,5mm .58"	15"	D009	158SFHD009	73DPX056E	56	556286	Dolmar, Efco®, Husqvarna®, Jonsered®, Partner, Solo®, Shindaiwa	
			D009	188SFHD009	73DPX068E	68	556288	Dolmar, Efco®, Husqvarna®, Jonsered®, Partner, Solo®, Shindaiwa	
			D009	208SFHD009	73DPX072E	72	556431	Dolmar, Efco®, Husqvarna®, Jonsered®, Partner, Solo®, Shindaiwa	
	1,6mm .63"	15"	D025	153SFHD025	75DPX056E	56	567294	Stihl®	
			D025	163SFHD025	75DPX060E	60	567293	Stihl®	
			D025	183SFHD025	75DPX066E	66	567292	Stihl®	
			D025	203SFHD025	75DPX072E	72	556430	Stihl®	

TwinPack - 2 chains



					OEM Application	
3/8" Low Profile	1.1mm .43"	AdvanceCut™	90PX	50	564455	Stihl, Efco, Oleo-Mac
	1.3mm .50"	VersaCut™	91VXL	40	564268	Dolmar, Echo, Husqvarna, Makita,
				45	564439	Dolmar, Echo, Husqvarna, Makita, Mc Culloch, Oleo-Mac, Partner
				50	564440	Stihl
				52	564441	Husqvarna, Jonsered, Partner
				56	564443	Dolmar, Echo, Efco, Einhell, Husqvarna, Jonsered, Makita, Mc Culloch
	57	564444	Bosch, Dolmar, Echo, Efco, Einhell, Makita, Oleo-Mac, Stiga			
.325"	1.3mm .50"	SpeedCut™	95TXL	56	576787	Husqvarna, Jonsered, Stihl, Dolmar, Partner
				64	576788	Husqvarna, Jonsered, Dolmar, Partner
	1.3mm .50"	DuraCut™	M95VPX	56	564445	Echo, Efco, Einhell, Husqvarna, Jonsered, Makita, Mc Culloch, Oleo-Mac, Partner, Stihl
	1.5mm .58"	PowerCut™	21LPX	56	564456	Husqvarna, Jonsered, Dolmar, Partner
				64	564457	Husqvarna, Jonsered, Dolmar, Partner
3/8"	1.6mm .63"		75LPX	60	567203	Stihl

3

Blister Packaging

We offer a specially adapted range to facilitate self-service in store. This blister range contains the most common chains. All products are marked with a short code which is also stated in the associated application guide. All to make it as easy as possible for the consumer to find the right product for their chainsaw in the store.



Q90SG = 90PX



3/8" Low Profile		90 : 1,1 mm	Narrow Kerf	LubriTec™ OILING SYSTEM	4,5 mm	30°	55°	0,64 mm
33	44	45	46	50	52			
Q90SG033E A33	Q90SG044E A44	Q90SG045E A45	Q90SG046E A46	Q90SG050E A50	Q90SG052E A52			
56	57							
Q90SG056E A56	Q90SG057E A57							

Q91VG = 91PX




3/8" Low Profile		91 : 1,3 mm	LubriTec™ OILING SYSTEM	4,0 mm	30°	55°	0,64 mm
33	40	44	45	46	49		
Q91VG033E B33	Q91VG040E B40	Q91VG044E B44	Q91VG045E B45	Q91VG046E B46	Q91VG049E B49		
50	52	53	55	56	57		
Q91VG050E B50	Q91VG052E B52	Q91VG053E B53	Q91VG055E B55	Q91VG056E B56	Q91VG057E B57		
62	63						
Q91VG62E B62	Q91VG63E B63						






Q95TXL = 95TXL



3/25"		95 : 1,3 mm	Narrow Kerf	LubriTec™ OILING SYSTEM	4,8 mm	30°	55°	0,64 mm
56	64	66	72					
Q95TXL056E D56	Q95TXL064E D44	Q95TXL066E D45	Q95TXL072E D46					

Q20-21-22BP = 20-21-22 BPX  38 → 62 cc








.325"	7	 20 : 1,3 mm	LubriTec™ OILING SYSTEM	 4,8 mm	 30°	 55°	 0,64 mm
--------------	----------	---	-----------------------------------	--	---	---	---

66 ♡

72 ♡

Q20BP066E E66

Q20BP072E E72

.325"	7	 21 : 1,5 mm	LubriTec™ OILING SYSTEM	 4,8 mm	 30°	 55°	 0,64 mm
--------------	----------	---	-----------------------------------	--	---	---	---

56 ♡

64 ♡

66 ♡






72 ♡

Q21BP056E F56

Q21BP064E F64

Q21BP066E F66

Q21BP072E F72

.325"	7	 22 : 1,6 mm	LubriTec™ OILING SYSTEM	 4,8 mm	 30°	 55°	 0,64 mm
--------------	----------	---	-----------------------------------	--	---	---	---

62 ♡

67 ♡

68 ♡

74 ♡

Q22BP062E G62

Q22BP067E G67






Q22BP068E G68

Q22BP074E G74

Q73-75DP = 73-75 DPX  38 → 62 cc

38 → 62 cc








3/8"	7	 73 : 1,5 mm	LubriTec™ OILING SYSTEM	 5,5 mm	 30°	 55°	 0,64 mm
-------------	----------	---	-----------------------------------	--	---	---	---

68 ♡

72 ♡

Q73DP068E L68

Q73DP072E L72

3/8"	7	 75 : 1,6 mm	LubriTec™ OILING SYSTEM	 5,5 mm	 30°	 55°	 0,64 mm
-------------	----------	---	-----------------------------------	--	---	---	---

60 ♡

66 ♡

72 ♡

Q75DP060E L60

Q75DP066E L66
















Q75DP072E L72

OREGON®

Spur and Power Mate® Rim Sprockets



Choose the right Sprocket

		 .043" 1,1mm		 .050" 1,3mm		 .058" 1,5mm		 .063" 1,6mm							
		3/8" <small>Low Profile</small>	.325" <small>Low Profile</small>	1/4"	3/8" <small>Low Profile</small>	.325"	3/8"	.325"	3/8"	404"	.325"	3/8"	404"		
Spur Sprockets  Electric or gas		 		90 	91	95 	20	72	21	73	58	22	75	59	27
NEW SpeedCut™ Nano		 		80											
Power Mate® Rim Sprocket Systems  ≥ 38 cc		 				95 	20	72	21	73	58	22	75	59	27

NEW

SpeedCut™ Nano sprocket



 20 → 38 cc

SpeedCut Nano sprockets, 80TXL saw chain and TXLN guide bars work together as a system to optimized performance on battery-powered and small gas chainsaws.

.325"
Low Profile

- Economical with good wear resistance
- A one-piece design that must be replaced as a complete unit
- Replacement schedule: every two chain loops



Husqvarna	 7 TOOTH	Stihl	 7 TOOTH
T435	610729N	MS 150, MS 150 T	610727N
T536Li XP	610730N	MS 170, MS 171 MS 180, MS 181	610726N
540i XP	610728N	MS 192, MS 192 T MS 193, MS 193 T MS 200, MS 200 T MS 201, MS 201 T	610725N















Spur[®] sprocket

Superior performance and value for users who prefer a spur sprocket.

- Rugged and dependable, with excellent wear resistance.
- A one-piece design that must be replaced as a complete unit
- Replacement schedule: Every two chain loops



 3/8" low Profile	 325"	 3/8"	 404"
 Electric or gas ≤ 42 cc	 ≥ 38cc	 ≥ 38cc	 ≥ 38cc
6 TOOTH	7 TOOTH	7 TOOTH	7 TOOTH
			
100962X 106114	108308X	38145X	32669X

Attention Dealers


Some Oregon spur sprockets have bearings installed, but some do not. Part numbers ending with a number have bearings installed. Part numbers ending with the letter "X" do not. Bearings must be purchased separately for all part numbers that end with an X.

Power Mate® Rim Sprocket System



This two-piece sprocket system is the ultimate way to drive the chain on most types of saws and can be used by all types of chainsaw users.

- The complete sprocket system includes a clutch drum with spline and a replaceable rim sprocket.
- The rim floats freely on the spline, maximizing chain-bar groove alignment for reduced wear and extended operational life.
- The rim is replaceable which extends the life of the entire system and reduces overall costs.
- The system provides smoother cutting and less chain jumping and wear.
- Power Mate splines have either small (SM7) or standard (SD7) diameter.



SMALL 7 SPLINE (SM7)

325"

3/8"

7 TOOTH

7 TOOTH

29175X

34162X

32457X

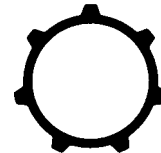
513470X

41726X

100791X

100961X

108215X



STANDARD 7 SPLINE (SD7)

3/8"

404"

7 TOOTH

7 TOOTH

26831

10612X

38470X

Attention Dealers

Some Oregon® Power Mate systems have bearings installed, but some do not. Part numbers ending with a number have bearings installed. Part numbers ending with the letter "X" do not. Bearings must be purchased separately for all rim systems having part numbers that end with an X.



Power Mate® Rims

The free floating rim produces the best cutting action in a smooth continuous flow.





- The rim wall supports the chain, greatly diminishing the wear and stress on the chain. Smoother cutting and less chain wear than spur sprockets
- Radial port design uses centrifugal force to throw off sawdust and debris
- Wear-depth indicators show when it's time to replace the rim
- Replacement schedule: every two chain loops



SMALL 7 SPLINE (SM7)

3/25"	3/25"	3/8"
7 TOOTH Radial port Wear-Depth Indicators	8 TOOTH Wear-Depth Indicators	7 TOOTH Wear-Depth Indicators
 11892	 11891	 18720


STANDARD 7 SPLINE (SD7)

3/25"	3/8"	3/8"	404"
9 TOOTH	7 TOOTH Radial port Wear-Depth Indicators	8 TOOTH Wear-Depth Indicators	7 TOOTH Radial port Wear-Depth Indicators
 13624	 68210	 22273	 22270

Sprocket Additional Components



Bearings



Dust Covers /
Oil Pump Drivers



Washers

Sprocket Type	Pitch – Drive Teeth	Sprocket	Bearing	Additional Components
Spur® sprocket	3/8" – 6	546622 (CS250/CS300)		
	3/8" (90) – 7	571043 (PS250)		
	3/8" (91) – 6	106114	37325	
		570964 (CS1400/CS1500)		
		100962X	37325	
	.325" – 7	108308X	11893	
	3/8" – 7	38145X	37325	
.404" – 7	32669X	37825		
Power Mate® SM7	.325" – 7	29175X	11893	
		41726X	37325	
		32457X	37325	
		100791X	37325	
		100961X	37325	
		108215X	11893	
	3/8" – 7	34162X	37325	
		513470X	11893	
Power Mate® SD7	3/8" – 7	26831	11893	26908 Washer 25047 Dust Cover
		38470X	37504	
	.404" – 7	10612X	37825	

For Sprockets Applications by saw models, refer to OregonProducts.com

OREGON®

Technical Informations



Saw Chain Troubleshooting Guide

FOUR COMMON CAUSES OF CHAIN FAILURE

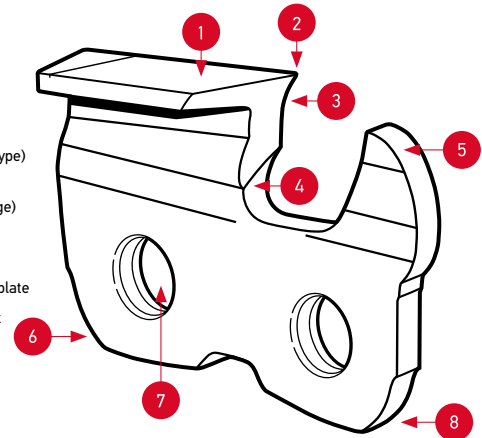
- INCORRECT FILING
- LACK OF LUBRICATION
- LOOSE CHAIN TENSION
- CONTACT WITH DIRT

CUTTER IDENTIFICATION

- 1 Top Plate
- 2 Hook, Cutting Corner
- 3 Side Plate
- 4 Gullet
- 5 Depth Gauge
- 6 Heel
- 7 Rivet Hole
- 8 Toe

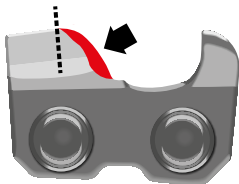
SHARPENED CUTTERS HAVE:

- 1 Correct angle on top plate (degree of angle depends on chain type)
- 2 Razor-edge on top plate (no light should reflect from this edge)
- 3 Slightly protruding "hook" or point (curve on non-chisel chain)
- 4 Razor-edge (with no nicks) on side plate
- 5 Top of depth gauge at correct height below top plate
- 6 Front of depth gauge rounded off



Filing Errors

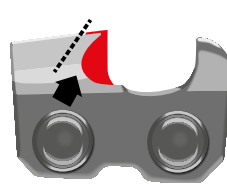
Backslope on side plate cutting edge – cutter won't feed into wood or cutting too slow



Cause
File held too high or too large. Too large grinding wheel or not grinding deep enough.

Solution
Refile cutters to recommended angle using the correct file and filing guide or the right size, properly dressed grinding wheel.


Too-thin top plate causes rapid dulling. Cuts fast for a short time, then dulls. Poor stay sharp.



Cause
File handle held too low

Solution
Refile properly, at recommended angle

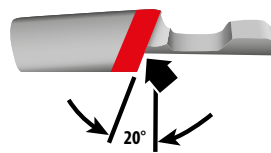
Too much hook in side plate cutting edge – cutters grab, cut rough. Cutters dulls quickly or won't hold cutting edge. Top plate breakage and/or saw chain stretch.



Cause
File held too low or file is too small. Wheel is grinding too deep or is too small.

Solution
Refile to recommended angle with right size file or wheel, properly dressed.

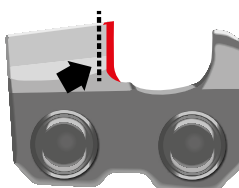
Top plate filing angle less than recommended – slow cutting, excess wear on chain and bar. Requires extra effort to cut. Possible binding in cut.



Cause
File held at less than recommended top plate filing angle

Solution
Refile at correct angle

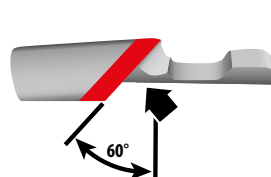
Flat top plate cutting angle – chain won't feed into wood, won't cut



Cause
File handle held too high or is too large. Incorrectly sized, dressed and/or positioned Grinding wheel.

Solution
Refile properly at recommended angle

Top plate filing angle more than recommended – side plate cutting edge is thin and dulls rapidly

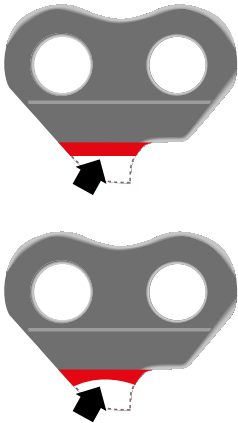


Cause
File held at more than recommended angle

Solution
Refile at correct angle

Drive Link Wear

Tangs worn straight or concave




Cause
Straight bottoms are due to shallow guide bar body groove. Concave bottoms are due to shallow guide bar nose groove.

Solution
Regroove bar. Bar may need replacing
Replace saw chain if too worn.

Note
Applies to DuraCut™ bars only. Tendency to throw saw chain from bar. Drive links can't clean guide bar groove.

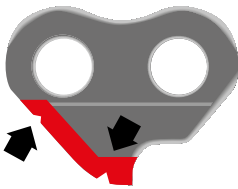
Scars on sides



Cause
Loose chain jumping off bar

Solution
Adjust chain tension. Replace bent drive links or replace chain. Refile at correct angle


Nicked bottom or back



Cause
Cutting with loose chain, or wrong pitch sprocket

Solution
Adjust chain tension. Install correct sprocket. File off burrs. Replace damaged drive links or replace chain

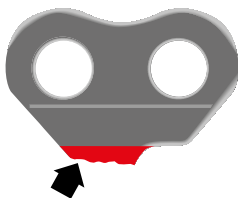
Front point turned up



Cause
Drive links bottoming in sprocket. Sprocket worn

Solution
Replace sprocket. Sharpen tangs. Check for burrs


Battered and broken bottom Chain jumped bar



Cause
Chain jumped bar. Spur sprocket hit drive links. Worn or broken drive sprocket and/or loose chain tension results in damage from revolving drive sprocket.

Solution
Replace damaged drive links, sharpen tangs with round file or replace chain. Remove burrs. Maintain proper tension to prevent chain from climbing out of spur drive sprocket. Replace drive sprocket.

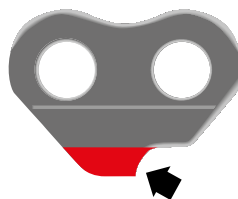
Front or back peened Can result in chain stretch and tight joints.



Cause
Wrong pitch sprocket or worn out drive sprocket or prolonged chain chatter

Solution
Replace sprocket. Adjust chain tension. Chain may be damaged beyond repair

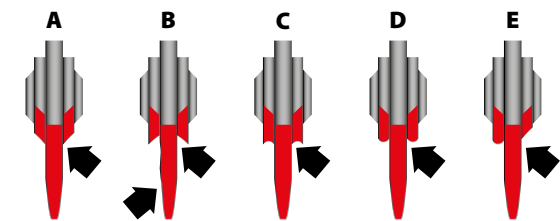
Sides worn round at bottom Saw chain cuts crookedly



Cause
Chain wobbled in bar groove. Uneven cutters or worn bar rails

Solution
Rework bar rails and groove. Correct chain filing

Excess wear on bottom of all chain parts



A. Open bar groove **B.** Severe abrasion and wobbly chain on thin bar rails **C.** Rails not flat **D.** Wobbly chain – rails too thick **E.** One rail too thin or soft

Cause
Uneven filing, worn bar rails cause chain to wobble

Solution
File chain properly. Recondition bar rails or replace bar. Replace chain if necessary

Cutter and Tie Strap Wear

Excessive heel wear on cutters and tie straps
Excessive chain stretch. Chain breakage.



Causes

1. Blunt top plate filing
2. Forcing dull chain to cut
3. Lack of lubrication
4. Low depth gauge settings
5. Forcing chain to cut frozen wood

Solution

File cutters properly. Don't force dull chain to cut. Use oil freely.
Replace chain if too damaged

Light damage on cutting edges of top and/or side plates



Cause

Excessive pressure on dull or misfiled cutters. Common during winter

Solution

File chain correctly. Use oil freely

Edges burred and notch peened on tie straps



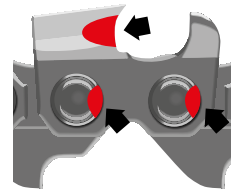
Cause

Chain chatter due to loose chain tension and improper filing and/or worn out drive sprocket

Solution

Correct chain tension. Refile chain properly. Replace sprocket if badly worn

Severe damage on either side of top and/or side plates
Chain won't cut straight if damage on one side only. Binding or drifting in cut.



Cause

Cutters hit abrasive materials. Contact with material other than wood such as rock, dirt, or sand. This type of damage occurs when cutting close to the ground.

Solution

File cutters to remove all damage

Peened notch in tie strap causing tight joints and broken drive links




Cause

Chain run on badly worn spur sprocket or wrong pitch sprocket

Solution

Replace worn sprocket. Chain may need replacing

Peening on front corner of cutters and intermediate tie straps – causes tight joints



Cause

Chain striking bar entry. Sprocket too small or loose chain tension

Solution

Use proper bar and sprocket. Adjust chain tension correctly. Chains with tight joints cannot be repaired.

Peening on bottom of cutters and tie strap – causes tight joints




Cause

Loose chain tension. Result of dull cutters and forcing dull chain into wood

Solution

Keep proper tension. Keep cutters sharp. Chain may need replacing

Excessive wear on bottom of cutters and tie straps




Cause

Depth gauges too high. Cutting edge cannot get into wood

Solution

Lower depth gauges to proper setting. Keep cutters filed correctly

Cracks under rear rivet holes on cutters and opposing tie straps



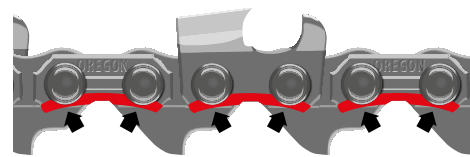
Cause

Excessive pressure on dull or misfiled cutters –common during winter

Solution

File chain correctly. Use oil freely

Concave wear on bottom of cutters – connecting tie straps




Causes

Chain tension too tight
Normal wear from undercutting (cutting with top of bar)

Solution

Adjust chain tension Reduce cutting with top of bar

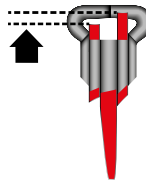
Blunt depth gauge causes rough cutting



Cause
Uneven filing

Solution
Use correct depth gauge jointer to lower gauges evenly

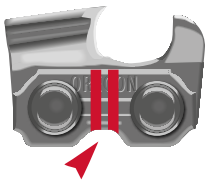
Uneven depth gauge height. Chain won't cut straight.



Cause
Improperly filed depth gauge

Solution
Round off front corner to maintain original shape

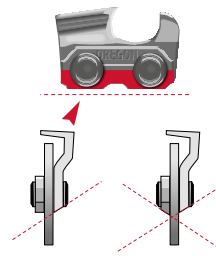
Tie-straps or cutters, broken in the center



Cause
Incorrect field assembly of saw chain components.

Solution
Replace broken components.

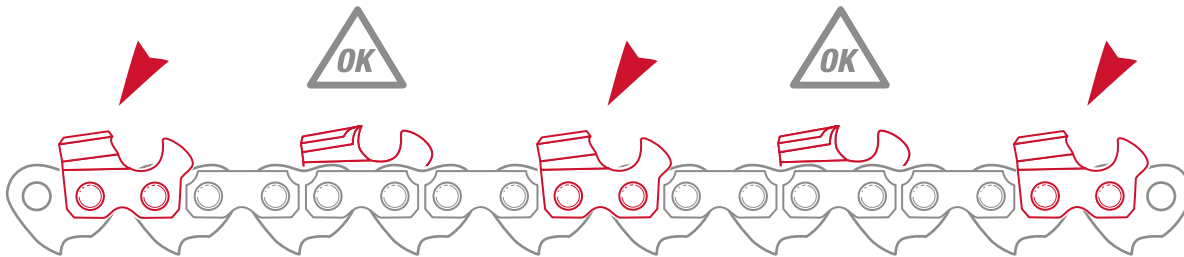
Bottoms of tie-straps and cutters worn out of square.



Cause
Worn guide bar rails.

Solution
Dress the tops of the guide bar's rails square. If wear is minor, file the bottoms of tie-straps and cutters square. If wear is extensive, replace the saw chain.

Damage to cutters on one side of saw chain

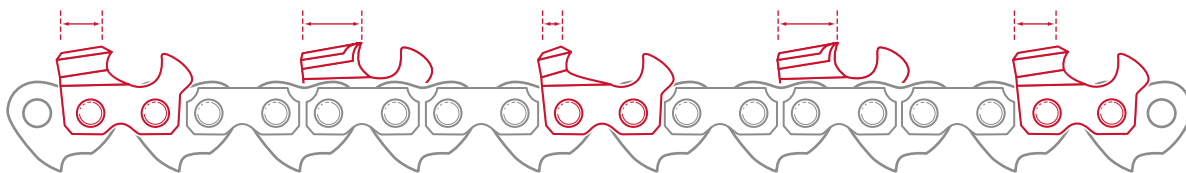


Symptoms: Guide bar and saw chain bind in the cut. Could result in guide bar and saw chain breakage when removing the guide bar from tree. Uneven guide bar rail wear.

Cause: Cutters on one side of saw chain are damaged by hitting the saw box or ground/debris.

Solution: File cutters back enough to remove all damage. Square up guide bar rails if uneven.

Different cutter top-plate lengths



Symptoms: Guide bar and saw chain bind in the cut. Could result in guide bar and saw chain breakage when removing the guide bar from tree. Uneven guide bar rail wear.

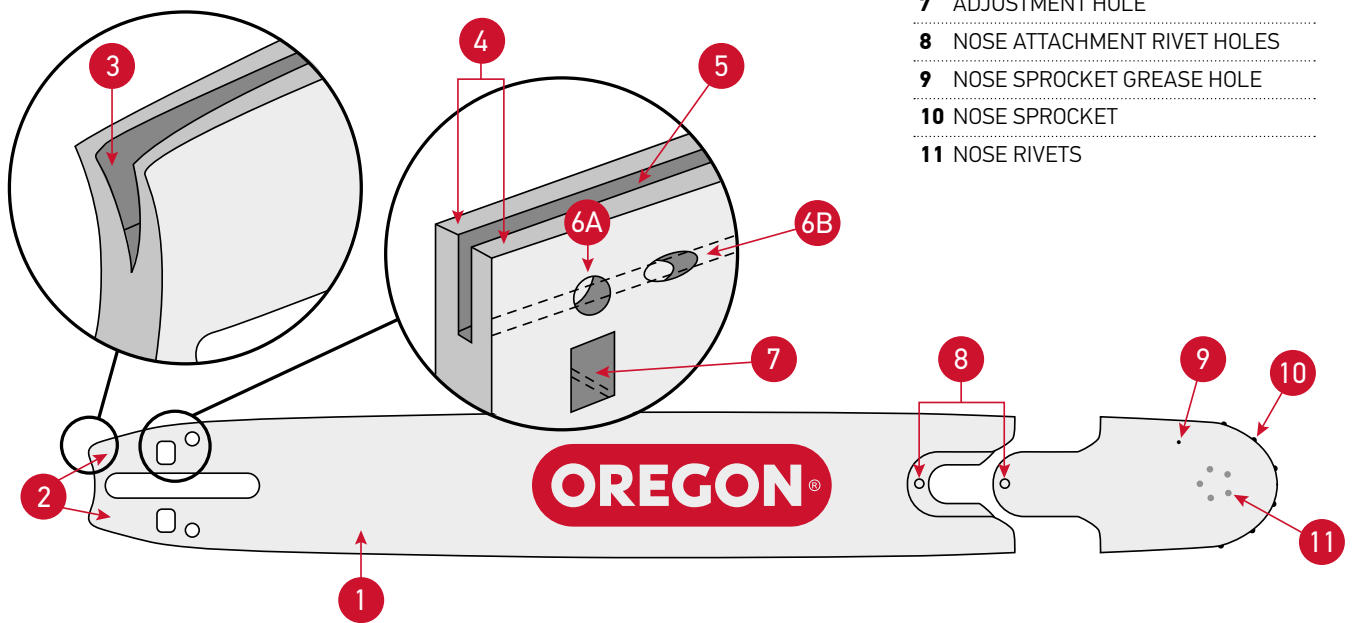
Cause: Inconsistent sharpening.

Solution: File cutters back to even cutter top-plate lengths. Square up guide bar rails if uneven.


Guide Bar Troubleshooting Guide

GUIDE BAR TERMS

- 1 GUIDE BAR BODY
- 2 GUIDE BAR TAIL
- 3 SAW CHAIN LEAD-IN
- 4 RAILS
- 5 GROOVE
- 6 SAW CHAIN LUBRICATION HOLE –
A: STANDARD B: LUBRITEC™
- 7 ADJUSTMENT HOLE
- 8 NOSE ATTACHMENT RIVET HOLES
- 9 NOSE SPROCKET GREASE HOLE
- 10 NOSE SPROCKET
- 11 NOSE RIVETS

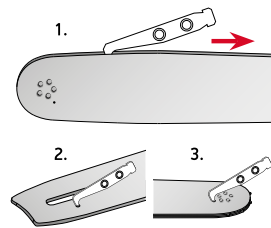


Basic Guide Bar Maintenance Tasks



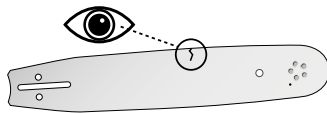
Chain Tension

Inspect before use and after every hour of use.



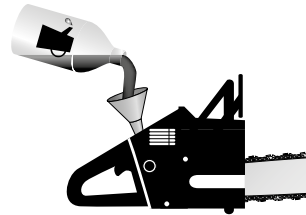
Bar Cleaning

Clean bar channel (1), oil hole (2), and grease hole (3), daily.




Check for Damage

Inspect bar for damage and component wear daily and before each use. Replace as needed.



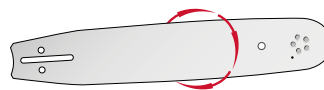
Chain and Bar Oil

Inspect before use and after every hour of use. For gas saws, add oil when you refuel. For electric saws, check intermittently.



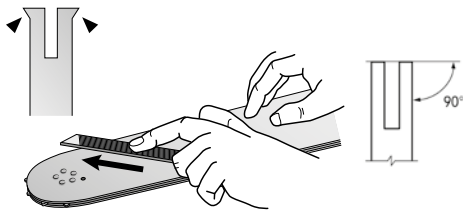
Bar Nose Grease

Turn nose sprocket while pumping grease until whole sprocket has new grease. Do not push dirt into hole. Clean grease hole before adding new grease.



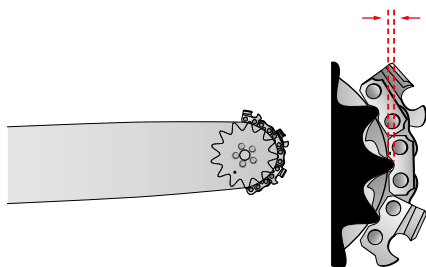
Wear Equalization

Turn your guide bar over weekly to equalize bar wear.



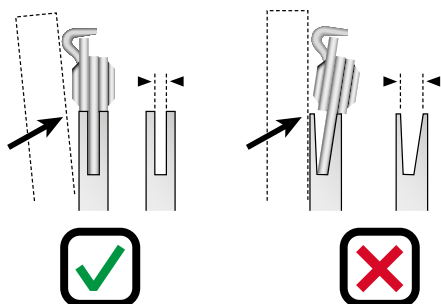
File Bar Edge

File bar edge to 90° with a flat file weekly.



Bar Tip Clearance

On sprocket nose bars, check for clearance around the bar tip between top of rails and the bottom of cutters or tie straps weekly. Replace nose sprockets before cutters or tie straps contact the bar rails.

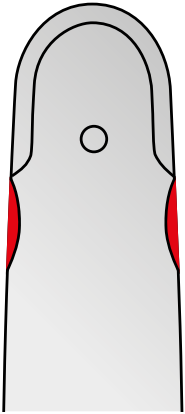


Chain Lean

With chain on the bar, hold a straightedge against the bar body and against a cutter side plate. A good groove will hold the chain straight, leaving a small gap between the straight edge and bar body. A worn groove will let the chain lean until straightedge is flush with bar body. Replace bar if groove is worn. Check weekly.

Guide Bar Troubleshooting

GUIDE BAR RAIL CONDITIONS

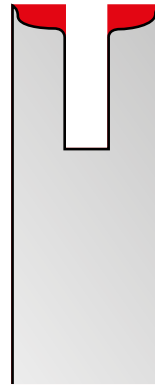


1. Chipped rail

Symptoms: Material chipping out of one or both rails behind the hard tip.

Cause: Chipping of rails behind hard tip. Continual pressure of bar on one area. Dull chain. Loose bar tension.

Remedy: Flip bar to reduce wear. Replace bar. (This chipping can cause chain damage)

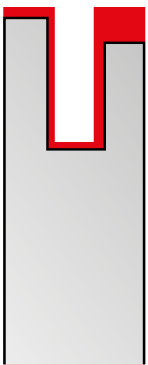


4. Wire edge bar rail

Symptoms: Rail edges may chip if wire edge is not removed.

Cause: Normal wear caused by pressure of chain on edges of bar rails.

Remedy: Use a flat file on edge of bar rail to remove wire edge or Bar Rail Dresser #111439.

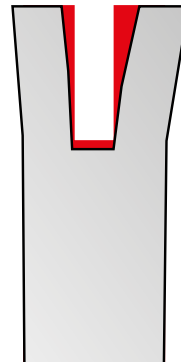


2. Thin rail and low rail

Symptoms: Thin rail on one or both sides of bar. Rail could be blue color in thin area.

Cause: Chain leaning over, cutting crooked. Forcing dull chain to cut. Damage to cutters on one side of chain.

Remedy: Bar cannot be repaired if rail is thin and uneven. Replace it. Make sure chain doesn't continue to lean. If it does, replace with a new chain.



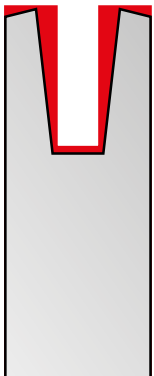
5. Spread rails (Harvester)

Symptoms: Guide bar will not enter log during cut or cannot make complete cut.

Cause: Saw chain was struck broadside or pushed sideways.

Remedy: 1. Hammer rails together with drive link in groove as spacer. Adjust saw return to allow guide bar to go further into saw box. Sharpen delimiting knives. Avoid moving tree/log when guide bar and saw chain are out of saw box.

2. Reduce guide bar feed speed.



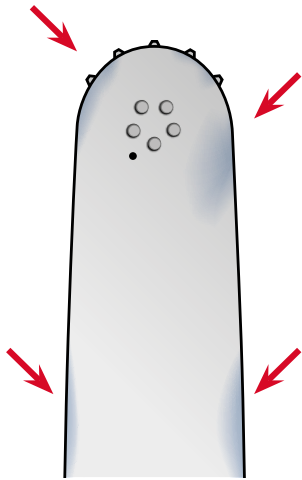
3. Worn bar rails

Symptoms: Shallow groove.

Cause: Worn bar rails are normal for a bar that has been in service for a period of time.

Remedy: Replace bar.

GUIDE BAR NOSE CONDITIONS




6. Blue discoloration on bar nose

Symptoms: Entire edge turns blue or only in one or two spots. Rails wear quickly. Saw chain drive link damage.

Cause: Nose was pinched. Friction from revolving sprocket caused heat and area turned blue. Could be lack of lubrication.

Remedy: Replace guide bar and saw chain.

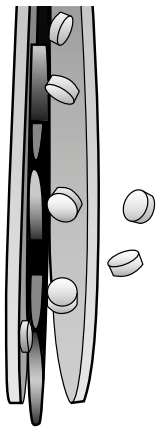


9. Section broken out of sprocket

Symptoms: Open nose. Broken sprocket. Bearings fall out. One or two broken teeth.

Cause: Irregular operating condition which forced drive link sideways. Throwing the chain when limbing. Chain tension run too loose.

Remedy: Replace bar nose assembly.

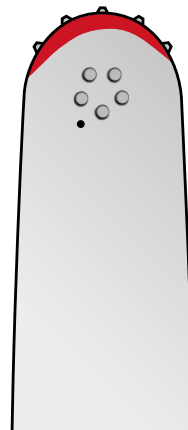


7. Spread nose rails and bearing loss

Symptoms: Spread nose rails and loss of bearings. Sprocket breakage.

Cause: Chain jumped off bar. Carving with nose. Limb caught nose. Twisting nose. Any operating accident.

Remedy: Replace bar or replace nose of RSN bar. Replace sprocket components. Keep guide bar nose away from objects not intended for cutting.

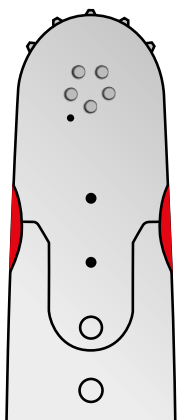


10. Nose burned at tip (Harvester)

Symptoms: Nose breakage from bearings wearing quickly and jamming.

Cause: High saw chain tension from automatic saw chain tensioners.

Remedy: Decrease the tension applied by automatic saw chain tensioner.

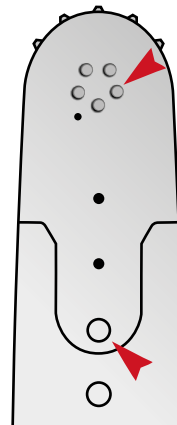


8. Chipping at nose connection (replaceable nose)

Symptoms: Chipping at connection of both body and nose assembly.

Cause: Loose chain tension. Continual pressure in this area. Heavy limbing at this point.

Remedy: Replace nose assembly and dress rail of bar and nose to match.



11. Loose or missing nose/attachment rivets

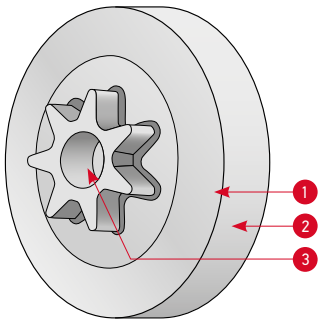
Symptoms: Rivets continue to loosen until laminates spread and bearings are lost.

Cause: Guide bar tip flexing during operation from difficulty cutting or accidents.

Remedy: Check rivets every 100 machine hours. Re-hammer loose rivets and replace rivets if rivet head is missing. Always use new rivets.

Sprockets Troubleshooting Guide

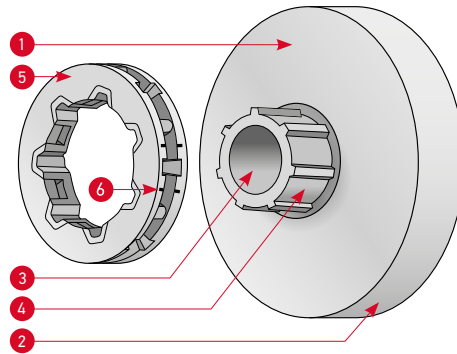
Spur Sprocket



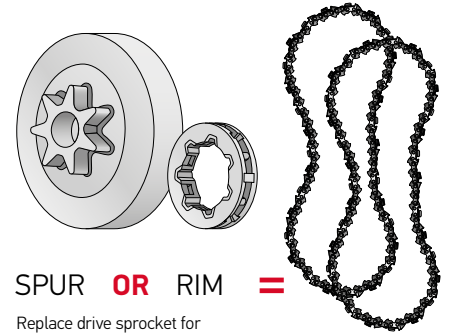
DRIVE SPROCKET TERMS

- | | |
|----------------|------------------------|
| 1 CLUTCH DRUM | 4 SPLINE HUB/ADAPTER |
| 2 CLUTCH SKIRT | 5 RIM SPROCKET |
| 3 BORE | 6 WEAR DEPTH INDICATOR |

Power Mate® Rim Sprocket



Replacement

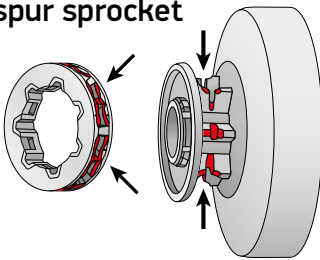


Replace drive sprocket for the life cycle of every two saw chains, or sooner.

Basic Sprocket Maintenance Tasks

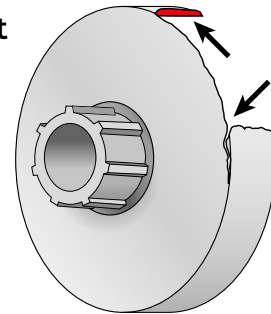
Rims and spur sprocket

Visually inspect before use and daily.




Power Mate sprocket

Visually inspect daily and before use.



Bar and chain oil

Fill before use.
For gas saws, add oil when you refuel.
For electric saws, check intermittently.

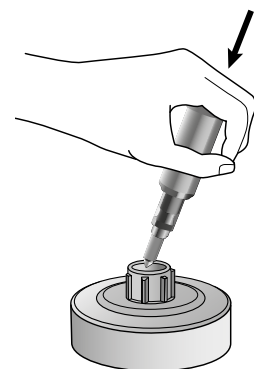


Sprocket grease & Maintenance

Apply clean lithium-based grease to the clutch drum's bearings each time the drive sprocket is removed or weekly.

Do not run old saw chain on a new drive sprocket, or a new saw chain on an old drive sprocket. Use two new saw chains in rotation with each new drive sprocket so all can wear together.

Clean any build-up of sap or debris from splined hub so rim drive sprocket can float freely.



Sprocket Troubleshooting

TYPICAL DRUM STRESS

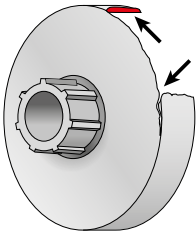
Symptoms

Check daily for cracks, splits, or excessive wear in the sprocket clutch drum.

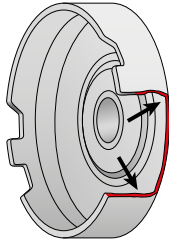
Remedy

If the drum is cracked, split, broken or shows excessive wear as illustrated below, replace the drum immediately with a new one.

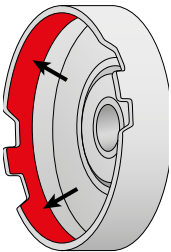
Broken/cracked skirt



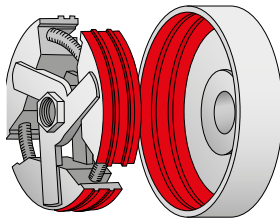
Cracked oil pump lug



Worn inner diameter



Worn clutch, worn inner diameter



RIM AND SPUR SPROCKET DAMAGE

Spur Sprocket Damage

Cause

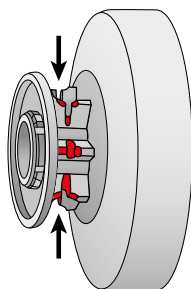
This condition can occur when cutting chain drive links wear through the case-hardened spur teeth.

Symptoms

Cutting chain can be ruined by damaged spurs.

Remedy

If spur sprocket teeth look like this replace immediately.



CHAIN BRAKE STRESS

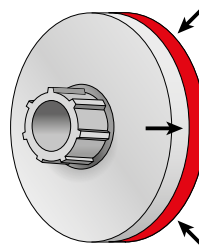
Symptoms

An overly tightened strap around the drum will cause the strap to rub against the clutch drum which will overheat and soften the metal causing potential drum failure.

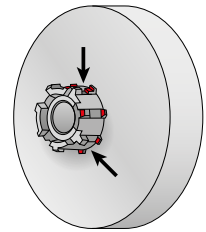
Remedy

Always check the brake to make sure it stops the rotating chain when activated. Make certain that the brake strap around the drum is not too tight. Regularly inspect drum, adaptor spline and rim. Replace immediately if damaged.

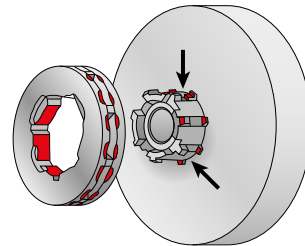
Skirt Wear/Brake Band



Spline wear / Adapter damage



Worn Rim and Adaptor Spline



Rim Damage

Cause

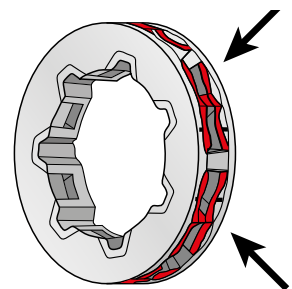
Wear can occur under normal conditions. However, check for excessive rim wear and look for wear on outer diameter.

Symptoms

The reduction in diameter can also allow chain drive links to damage the sprocket adaptor.

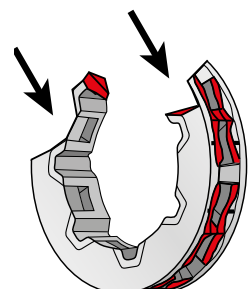
Remedy

Replace the rim after two chains and inspect rim regularly. Oregon rim incorporates wear-depth indicators which helps identify when it's time to replace the rim.



Severe Rim Damage

Do not fit cutting chain to rims that are severely worn. Serious chain damage will result and the rim may break.





More Than 70 Years of Knowledge

In 1947, the founding principles of Oregon were forged. Through innovative design, manufacturing, and an unwavering focus on our customer needs, we are driven to maximize our product's performance.

The Industry Leader in Cutting Technology

Home to mechanical, metallurgical, manufacturing, and electrical experts, our team is credited with the development of several industry-leading performance and safety standards, and numerous patents. Engineering is the bedrock of our reputation.



Discover more of our products at
OregonProducts.com

FOR_1.A
EN/EUR



Chain and Bar Maintenance







OREGON®

Oregon® understands that the needs of woodcutters – professionals and novices – are as diverse as the terrains and environments in which they work.

To keep your saw's performance at its best, Oregon offers a wide range of professional-grade maintenance tools & accessories.

Quality and Performance can only last through an equal high standard of maintenance. This is why at Oregon® we spend as much attention & time providing you with professional grade maintenance tools & accessories.

Chain Grinders

Workshop Chain Maintenance

The Oregon Chain Grinder range provides benefits for both dealers and professional end users seeking an efficient, consistent and high-quality grind in less time. Oregon grinders combine premium quality and ease of use to deliver precise and accurate sharpening on all chain pitches. Whether you are looking for the convenience and space optimization of a bench minigrinder or the heavy duty, high-volume efficiency of a hydraulic assisted model, there is always an Oregon chain grinder to suit your sharpening needs.

Compact Bench grinder

- Single phase, direct-drive, one-way, 230V AC, 50 Hz, 85 watt
- The compact alternative to full-size bench grinders
- Ideal for chain saw owners and small workshops
- Precise grinding and durable



Grinder	590181	1/4" ▶ .404"	1,1 ▶ 2,0mm
Grinding wheels	106547P	1/4", 3/8" Low Pro	
	106548P	.325", 3/8", .404"	

Professional Compact Bench Grinder

Single-phase, direct-drive, one-way, 230V-AC, 50Hz, 214 watt

- Long lasting motor.
- Precise grinding and durable.
- Built-in-light
- One-way motor rotation for safe operation
- Easy-to-use adjustments
- Bench or wall mount



Grinder	410-230	1/4" ▶ .404"	1,1 ▶ 2,0mm
Grinding wheels	32659P	1/4", 3/8" Low Pro	
	32660P	.325", 3/8", .404"	
	32661P	depth gauge all chain types	



Professional Bench Grinder

Single-phase, direct-drive, one-way, 230V-AC, 50 Hz, 214 watt

- Torsion spring for comfort grinding
- Indexing chain stop assembly
- Advanced vise setting for precision grinding
- Built-in light
- Bench or wall mount




Grinder	520-230	1/4" ▶ .404"	1,1 ▶ 2,0mm
Grinding wheels	32659P	1/4", 3/8" Low Pro	
	32660P	.325", 3/8", .404"	
	OR534-516	3/4"	
	32661P	depth gauge all chain types	

Professional Hydraulic assist Bench Grinder

- Single-phase, direct-drive, one-way, 230V-AC, 50 Hz, 214 watt
- Hydraulic assist for automatic vise clamping
- Precise and accurate sharpening
- Grinds all chains up to 3/4" pitch
- Wide clamping area and clear markings for easy adjustment
- Built-in 15 watt light
- Bench or wall mount






Grinder	620-230	1/4" ▶ 3/4"	1,1 ▶ 3,1mm
Grinding wheels	32659P	1/4", 3/8" Low Pro	
	32660P	.325", 3/8", .404"	
	OR534-516	3/4"	
	32661P	depth gauge all chain types	



ROUND FILES

Product Name	Specifications	MM	INCH	Notes	Quantity	
14012		3,2	1/8			
70504	1/4" .325" LowPro 3/8" LowPro 91	4,0	5/32			
70511	3/8" LowPro 90	4,5	11/64			
Round File (12 pack)	70503	.325"	4,8	3/16	<ul style="list-style-type: none"> • Superior performance and long stay-sharp • Sharp teeth with smooth bite • 12/box • Swiss-made 	25
	70505	3/8" .404"	5,2	13/64		
	70502	3/8" .404"	5,5	7/32		
	70501		6,4	1/4		
Round File (4x3 pack)	70504T	1/4" .325" LowPro 3/8" LowPro 91	4,0	5/32	<ul style="list-style-type: none"> • 4x3 Pack include 4 convenient vinyl packs with 3 files each 	20
	70511T	3/8" LowPro 90	4,5	11/64		
	70503T	.325"	4,8	3/16		
	70505T	3/8" .404"	5,2	13/64		
Round File (3-pack blister)	70502T	3/8" .404"	5,5	7/32	<ul style="list-style-type: none"> • High performance and long stay-sharp • Sharp teeth with smooth bite • Resists clogging 	55
	Q70509C	1/4" .325" LowPro 3/8" LowPro 91	4,0	5/32		
	Q70512C	3/8" LowPro 90	4,5	11/64		
	Q70508C	.325"	4,8	3/16		
	Q70507C	3/8" .404"	5,5	7/32		



PRODUCT NAME	OREGON			SPECIFICATIONS	
			MM INCH		

FLAT FILES

Flat File
12 pack

12211

- Aggressive flat file for chain cutter depth gauge maintenance
- For use in combination with an Oregon depth gauge tool
- Superior performance and long stay-sharp
- Sharp teeth with smooth bite
- 12/box
- Swiss-made

50



DEPTH GAUGE TOOLS

27530 1/4"
.325" LowPro
3/8" LowPro 90-91
.325" 0,63 .025

- Makes accurate and consistent depth gauge setting easy for safety and performance

20



22291 .404" 0,76 .030

- 22291 (10-pack)

WOODEN FILE HANDLE

534370

- Fits round and flat files

240



FILE HOLDERS

Q16265C 1/4"
.325" LowPro
3/8" LowPro 91 4,0 5/32

Q29192C 3/8" LowPro 90 4,5 11/64

Q18228C .325" 4,8 3/16

Q13252C 3/8"
.404" 5,5 7/32

- Grips file securely and keeps it at the correct depth
- Lines on the frame for easy file alignment

20



SHARPENING KITS

Display Pack	Q90405	1/4" .325" LowPro 3/8" LowPro 91	4,0	5/32	<p>Kits include:</p> <ul style="list-style-type: none"> Fully assembled file guide with file and wooden handle for chain top-plate maintenance Assembled wooden handle and flat file and one depth gauge tool for chain depth gauge maintenance. Bar groove cleaner to clean guide bars groove and oil holes .025" depth gauge tool 90406 Kit includes the .030" depth gauge tool
	Q105860	3/8" LowPro 90	4,5	11/64	
	Q90407	.325"	4,8	3/16	
	Q90404	3/8"	5,5	7/32	
	90406	.404" (26, 27X/R)	5,5	7/32	



16

Pouch	558488	1/4" .325" LowPro 3/8" LowPro 91	4,0	5/32	<ul style="list-style-type: none"> Easy-to-carry rolled-up pouch Highly visible red colour Easy to attach on waist belt <p>Pouch includes:</p> <ul style="list-style-type: none"> Bar, chain and file measuring tool User manual Fully assembled file guide with file and wooden handle for chain top-plate maintenance Assembled wooden handle and flat file and one depth gauge tool for chain depth gauge maintenance. Bar groove cleaner to clean guide bars groove and oil holes .025" depth gauge tool
	558549	3/8" LowPro 90	4,5	11/64	
	558550	.325"	4,8	3/16	
	558551	3/8"	5,5	7/32	



16

ELECTRIC SURE SHARP

12V Grinder

585015

1/4"
.325" LowPro
3/8" LowPro 91
3/8" LowPro 90
.325"
3/8"
.404"

- Fast grinding
- Runs on standard 12-Volt auto-type battery or using cigarette lighter plug
- Includes 4 sizes of grinding stones (4.0 mm, 4.5 mm, 4.8 mm and 5.5 mm)
- Includes battery clips and collet wrench
- Spindle lock for easy stone replacement
- 5-meter long power cord



6

Grinding stones 3 pack

31397

1/4"
.325" LowPro
3/8" LowPro 91

4,0 5/32

32628

3/8" LowPro 90

4,5 11/64

31396

.325"

4,8 3/16

31398

3/8"
.404"

5,5 7/32

- Fits 585015 Sure Sharp grinder

10



MAGNETIC FILE ANGLE PLATES

90610

- Attaches to the guide bar with two integrated magnets
- Lines on the plate help to align the file correctly
- 90610 has 25° angle marks on one side and 30° angle marks on the other
- 90610A has 30° and 35° angle marks

1

90610A



CHAIN GRINDERS

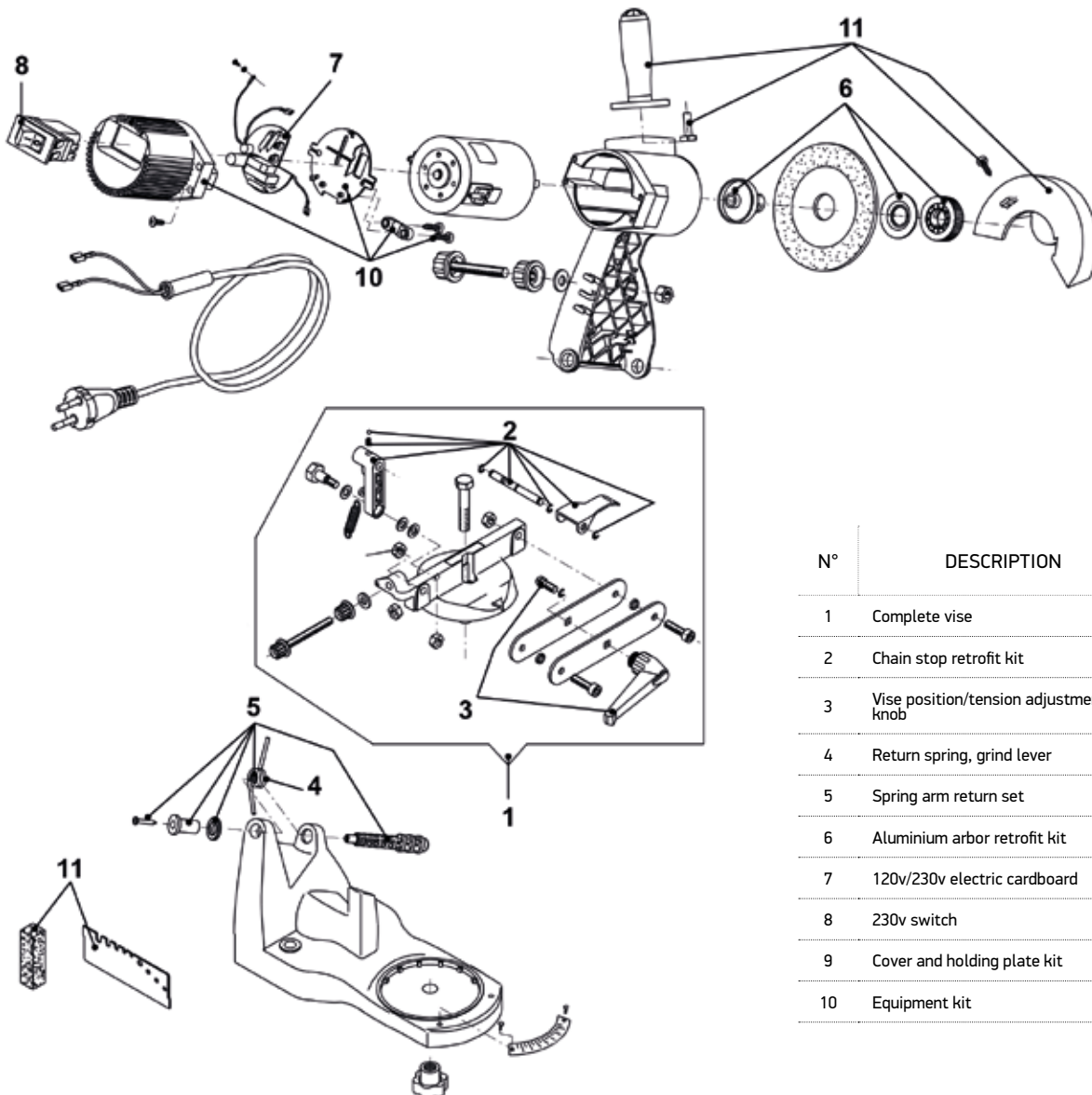
Compact Bench grinder

590181

1/4",	1,1	
.325" LowPro	mm	.043"
3/8" LowPro 90	▼	▼
3/8" LowPro 91	2,0	.08"
.325"	mm	
3/8"		
.404"		

- Single phase, direct-drive, one way, 230V-AC, 50 Hz, 85 watt
- Manual chain clamping vise
- Ideal for chainsaw owners and small workshops
- Includes two grinding wheels (3,2 mm and 4,7mm)
- Net weight 2 kg

6



N°	DESCRIPTION	OREGON
1	Complete vise	108476
2	Chain stop retrofit kit	110579
3	Vise position/tension adjustment knob	109171
4	Return spring, grind lever	109175
5	Spring arm return set	537888
6	Aluminium arbor retrofit kit	111941
7	120v/230v electric card board	519971
8	230v switch	295387A
9	Cover and holding plate kit	111014
10	Equipment kit	554650

Professional
Compact
Bench Grinder

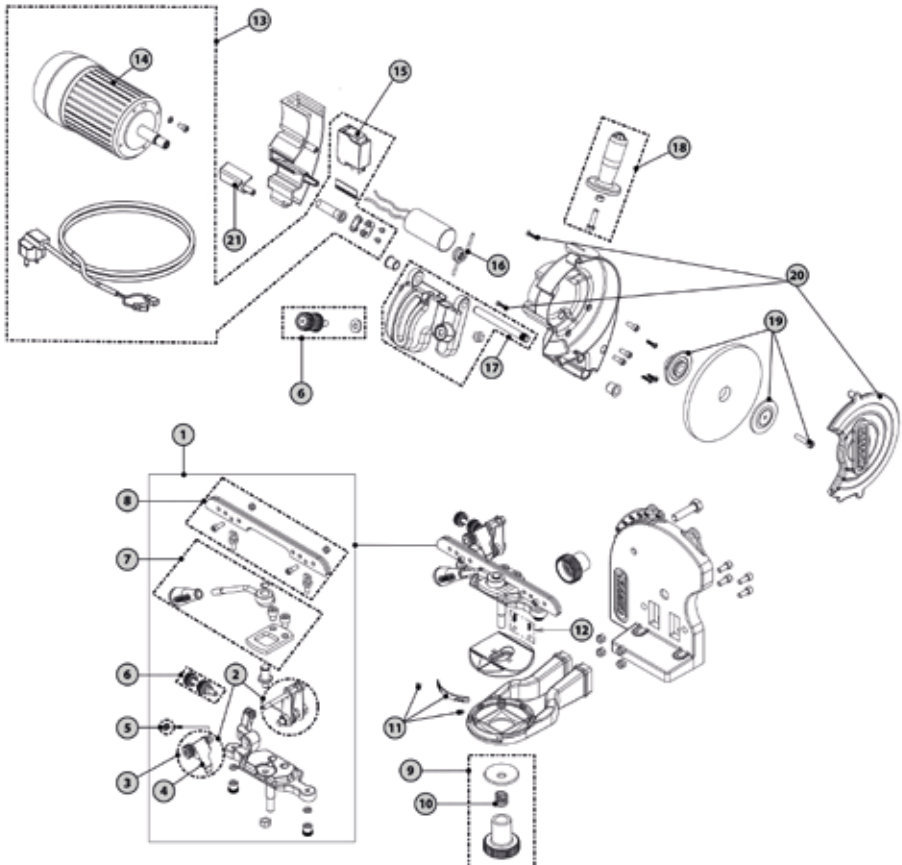
410-230

1/4",			
.325" LowPro		1,1	.043"
3/8" LowPro 90		mm	
3/8" LowPro 91		▼	▼
.325"		2,0	.08"
3/8"		mm	
.404"			

- Single phase, direct-drive, one way, 230V-AC, 50 Hz, 214 Watt
- Sharpens up to .404" pitch chain
- Manual chain clamping vise
- Includes three grinding wheels (3,2mm, 4,7mm, 6 mm)
- Easy to use adjustments
- Built-in light and one-way motor rotation for safe operation
- 7,3 kgs weight and 41 cm height.



4



N°	DESCRIPTION	OREGON
1	Complete vise assembly	572119
2	Chain hold kit	537411
3	Chain stop vise assembly	522688
4	Chain stop (5 pk)	32677
5	Pawl center spring kit (5 pk)	32681
6	Adjustment knobs kit	572522
7	Lever vise assembly chain locking	572202
8	Vise jaws	572203
9	Vise locking kit	572524
10	Spring	35590
11	Scales	572525
12	Spring and ball kit	32678
13	E-motor, switch, cables kit	581321
14	End motor cap	572526
15	Switch 230v (new type)	295387A
16	Spring arm return	572527
17	Bracket arm support	572529
18	Handle kit	105538
19	Motor flange kit	537409
20	Metal shield	572528
21	Led light and cover	582332

PRODUCT NAME	OREGON				SPECIFICATIONS	
			MM	INCH		



Professional Bench Grinder

520-230

1/4",	1,1	.043"
.325" LowPro	mm	
3/8" LowPro 90	▼	▼
3/8" LowPro 91	2,0	.08"
.325"	mm	
3/8"		
.404"		

- Single phase, direct-drive, one way, 230V-AC, 50 Hz, 214 Watt
- Sharpens up to .404" pitch chain (for 3/4" chain, use Oregon 571887 adaptor kit)
- Manual chain clamping vise
- Forward/aft sliding vise for a perfect centering and accurate grinding
- Includes three grinding wheels (3,2mm, 4,7mm, 6 mm)
- Easy to use adjustments
- One-way motor rotation for safe operation
- Built-in light for better visibility
- 7,3 kgs weight and 41 cm height



4

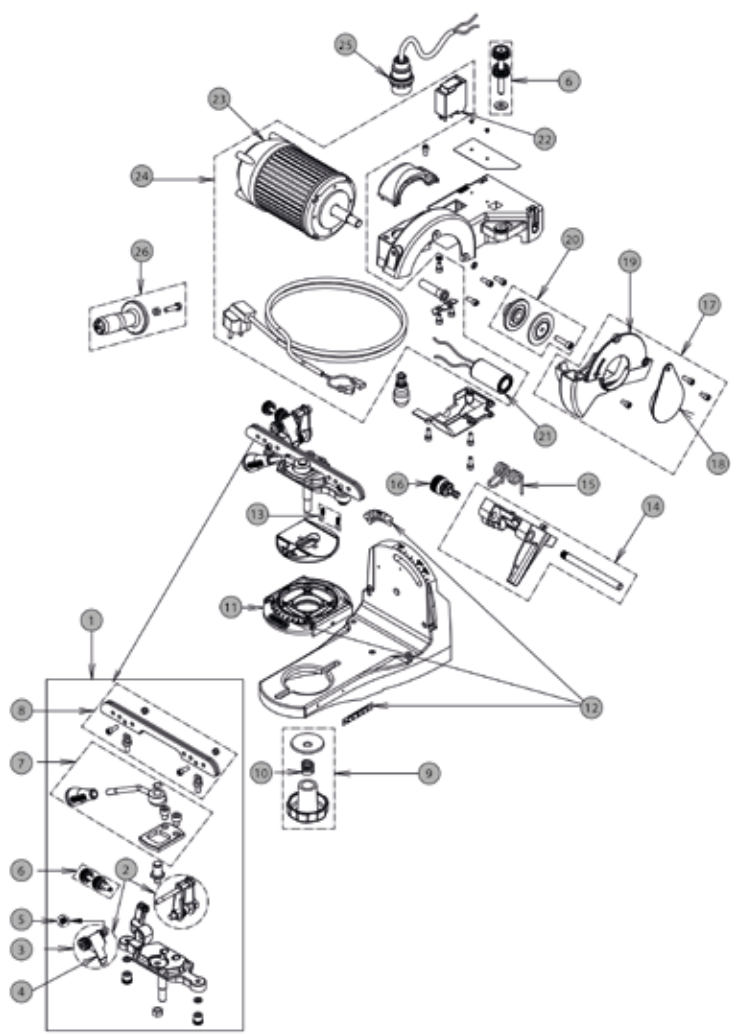
(3/4 pitch adaptor kit for 520-230 not included)

571887

3/4"

.122"

3/4" adaptor kit for bench grinder 520-320



N°	DESCRIPTION	OREGON
1	Complete vise assembly	572119
2	Chain hold kit	537411
3	Chain stop vise assembly	522688
4	Chain stop	32677
5	Pawl center spring kit	32681
6	Adjustment knobs kit	537412
7	Lever vise assembly chain locking	572202
8	Vise jaws	572203
9	Vise locking kit	537413
10	Spring	35590
11	Sliding support	522685
12	Scales kit	537410
13	Spring and ball kit	32678
14	Bracket arm support	522649
15	Spring arm return	522651
16	Safety pin	522670
17	Shield wheel protector	554651
18	Shield kit	105654
19	Metal shield	109248
20	Motor flange kit	537409
21	Capacitor	295386A
22	Switch	295387A
23	End motor cap	37947
24	Complete electrical assembly	581054
25	Light socket	108505
26	Handle kit	105538

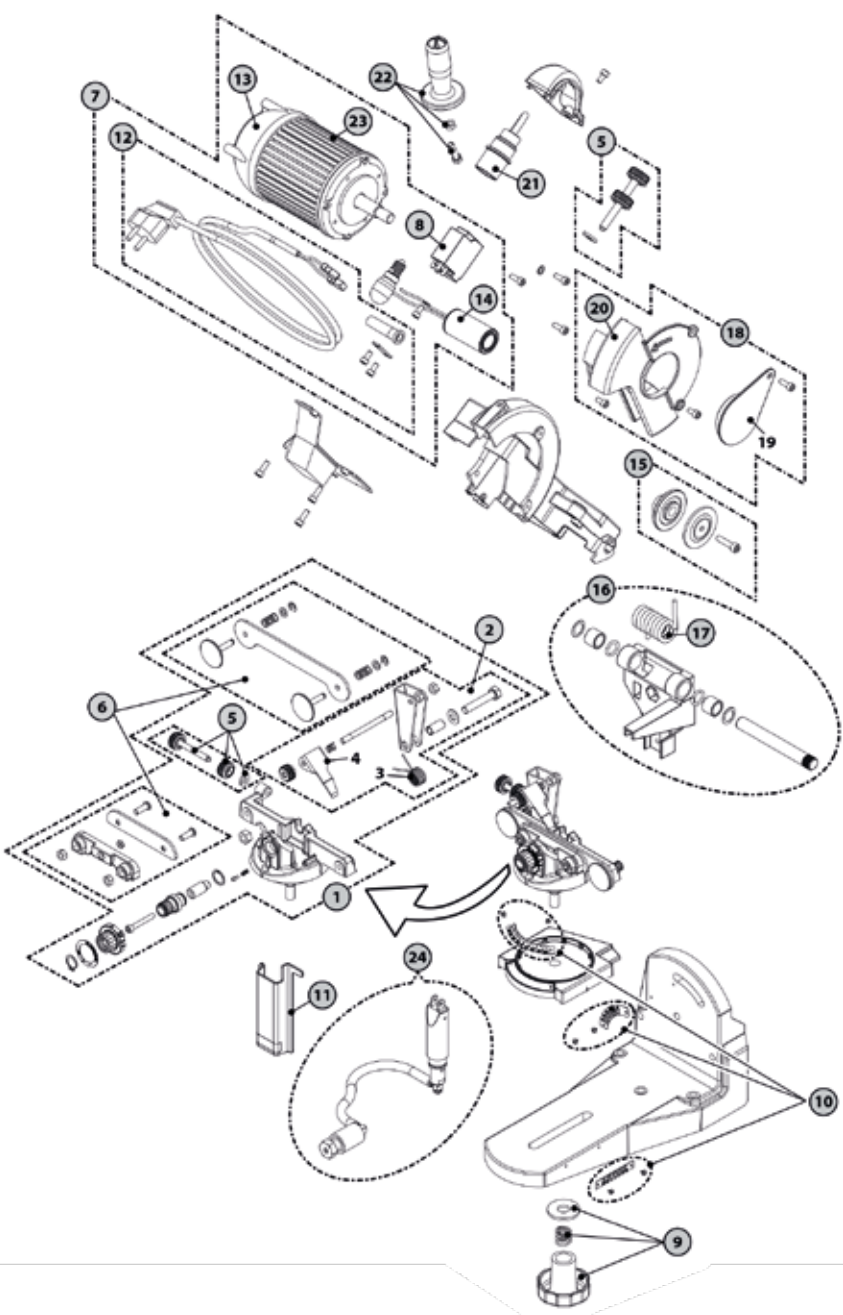
PRODUCT NAME	OREGON				SPECIFICATIONS	
			MM	INCH		






Professional Hydraulic assist Bench Grinder **620-230**

1/4"	1,1 mm	.043"
.325" LowPro		
3/8" LowPro 90		
3/8" LowPro 91	3,1 mm	.122"
.325"		
3/8"		
.404"		
3/4"		

- Single phase, direct-drive, one way, 230V-AC, 50 Hz, 214 Watt
- Hydraulic assist for hands-free automatic vise clamping
- Delivers precision and accuracy on all chain pitches up to 3/4"
- Wide clamping area and clear markings for easy adjustments
- Includes three grinding wheels (3.2mm, 4.7mm, 6 mm)
- Built-in 15 watt light for better visibility
- 7,7 kg weight and 48 cm height



N°	DESCRIPTION	OREGON
1	Vise support	546949
2	Vise adjust. Spring	546945
3	Chain stop spring	35606
4	Longer pawl	546948
5	Adjustment knobs, kit	537412
6	Complete vise kit	546947
7	Complete electrical a.Bly 230v	546962
8	Switch 230v	295387A
9	Vise locking kit	537413
10	Scales kit	537410
11	Cylinder protection	546952
12	Cable kit complete with plug - 230v	295389A
13	End motor cap	37947
14	Capacitor 230v	295386A
15	Motor flange kit (outer and inner)	537409
16	Arm support assembly	546951
17	Head return spring	546946
18	Shield wheel protector	554651
19	Shield kit	105654
20	Metal shield	109248
21	Light socket e14 w/wires - 230v	108505
22	Handle kit	105538
23	E-motor 230v	295388A
24	Complete hydraulic a.Bly	546950

PRODUCT NAME	OREGON			SPECIFICATIONS	
--------------	--------	---	---	----------------	---



GRINDING WHEELS

5-pack	32659P	1/4" .325" LowPro 3/8" LowPro 90 3/8" LowPro 91	145	22,3	3,2	<ul style="list-style-type: none"> High quality corundrum (Aluminium oxide) grinding wheels Medium density for "lightly" damaged chains Resists burning of the cutters and leaves a precision finish Suitable for Oregon 620-230, 520-230 and 410-230 chain grinders Grinding wheel 32659P can also be used for 325" pitch chain as an alternative
4-pack	32660P	.325" 3/8" .404"	145	22,3	4,7	
3-pack	32661P	All*	145	22,3	6	
1-pack	OR534-516	3/4"	145	22,3	7,9	
5-pack	295394P	1/4" .325" LowPro 3/8" LowPro 90 3/8" LowPro 91	145	22,3	3,2	<ul style="list-style-type: none"> High quality corundrum (Aluminium oxide) grinding wheels High density, hard wheels for severely damaged chains Resists burning of the cutters and leaves a precision finish Suitable for Oregon 620-230, 520-230 and 410-230 chain grinders Grinding wheel 295394P can also be used for 325" pitch chain as an alternative
4-pack	295396P	.325" 3/8" .404"	145	22,3	4,7	
5-pack	106547P	1/4" .325" LowPro 3/8" LowPro 90 3/8" LowPro 91	105	22,2	3,2	<ul style="list-style-type: none"> Resists burning of the cutters and leaves a precision finish Suitable for Oregon 590181 Compact Bench Grinder Grinding wheel 106547P can also be used for 325" pitch chain as an alternative
4-pack	106548P	.325" 3/8" .404"	105	22,2	4,7	
3-pack	106549P	All*	105	22,2	6	

5



5



5



*Depth gauge grind only

CHAIN BREAKER

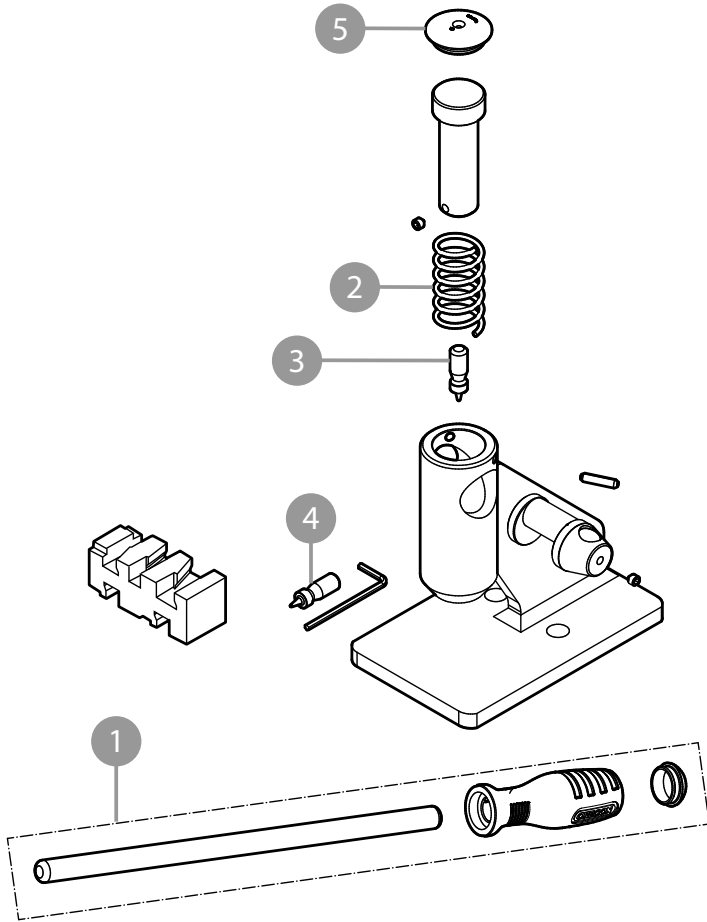
Chain breaker **24548B**

1/4"
3/8" LowPro 90
3/8" LowPro 91
.325"
3/8"
.404"

1,1 mm
▼
2,0 mm

- Complete product including punch 38594 and anvil 111939
- Easy operating lever action and ergonomic handle

10



N°	DESCRIPTION	OREGON
1	Handle assembly	572121
2	Spring	38593
3	Standard punch	38594
4	Punch .043"	109644
5	Cap	38595
6	5 Slots anvil	111939

Punch

109644 1/4"
3/8" LowPro 90

38594 1/4"
3/8" LowPro 90
3/8" LowPro 91
.325", 3/8", .404"

- Punch for chain breaker 24548B

Anvil

111939 1/4"
3/8" LowPro 90
3/8" LowPro 91
.325", 3/8", .404"

105530 1/4"
3/8" LowPro 90
3/8" LowPro 91
.325", 3/8", .404"

- Slotted anvil for chain breaker 24548B
- Adjustable anvil for chain breaker 24548B



HEAVY-DUTY CHAIN BREAKER

Heavy-duty
Chain breaker

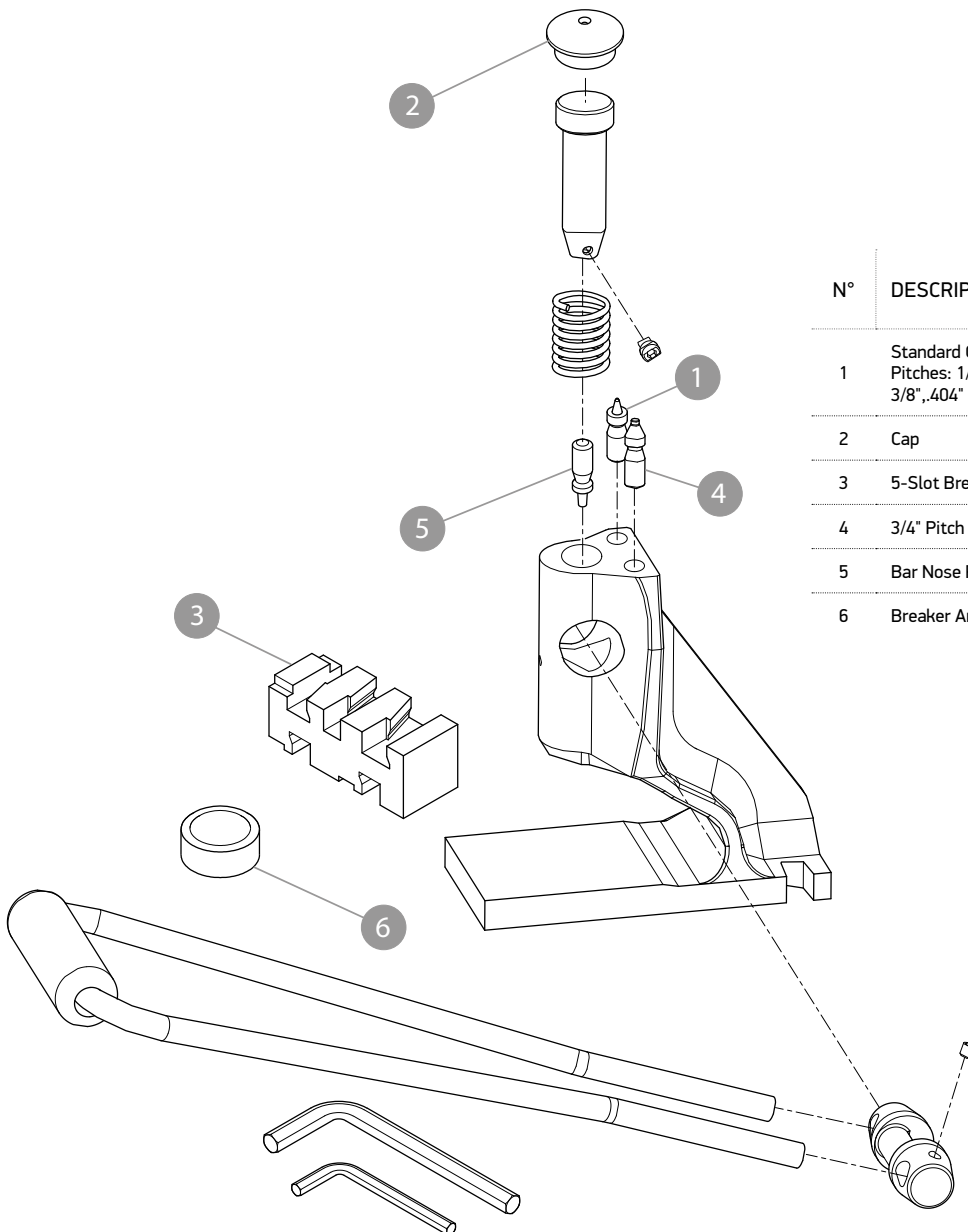
24548-SI

1/4"
3/8" LowPro 90
3/8" LowPro 91
.325"
3/8"
.404"
3/4"

1,1 mm
▼
3,1 mm

- Multi-purpose tool to break all chain pitches (including 3/4")
- Can also be used to drive out bar nose rivets, including those on big 3/4" pitch harvester bars
- Heavy-duty materials and top quality components for a long service time
- Includes punches for all chain types
- Anvils for 3/4" pitch chain (25049) and for harvester bar noses (505033) must be purchased separately

1



N°	DESCRIPTION	OREGON
1	Standard Chain Punch for Chain Pitches: 1/4", 3/8 Low Profile, .325", 3/8", .404"	38594
2	Cap	38595
3	5-Slot Breaker Anvil	111939
4	3/4" Pitch Chain Punch	110438SI
5	Bar Nose Rivet Punch	102623SI
6	Breaker Anvil for Harvester Bar Noses	505033

MANUAL RIVET SPINNER

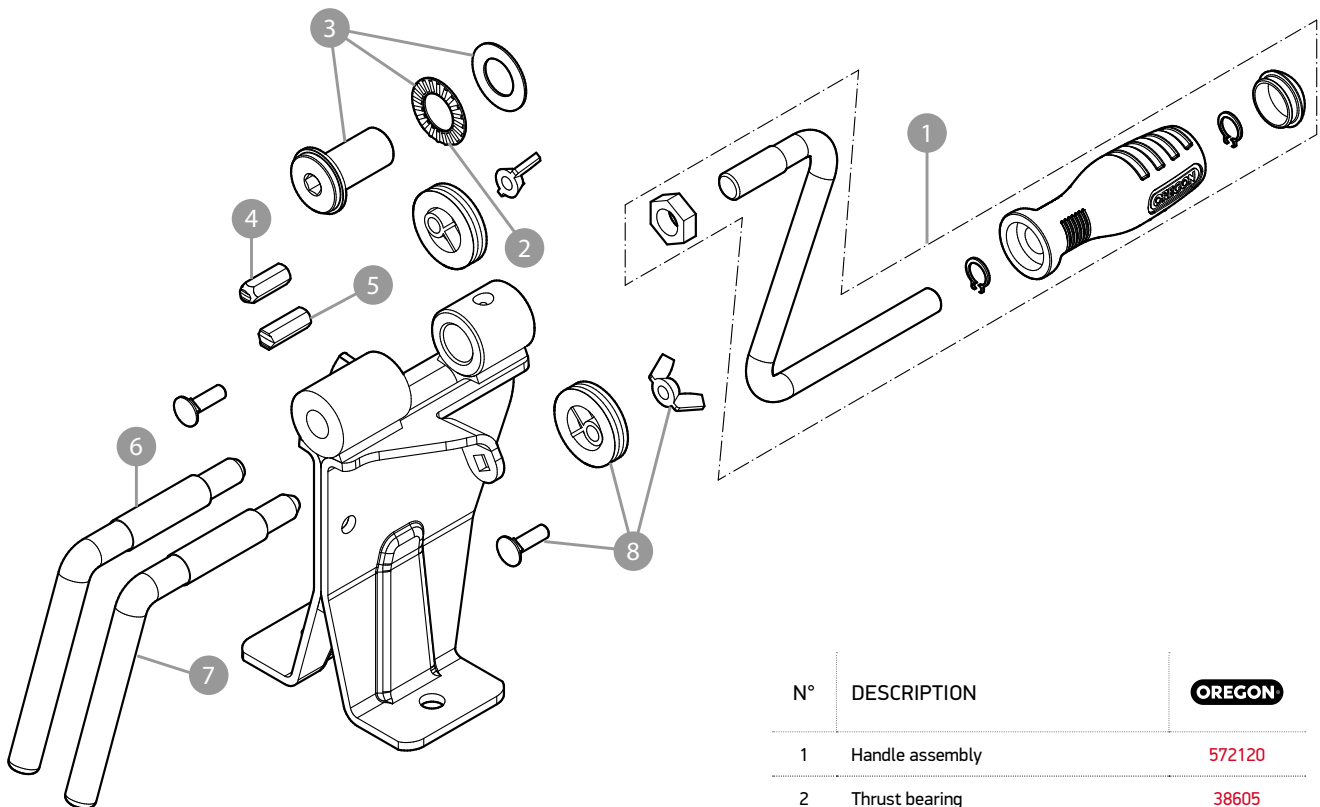
Rivet spinner **24549B**

1/4"
3/8" LowPro 90
3/8" LowPro 91
.325"
3/8"
.404"

1,1 mm
▼
2,0 mm

- Complete product including spinner anvils and take-up handles
- Ergonomic handle design
- Produces consistent rivet spins and minimizes risk of chain breakage

10



N°	DESCRIPTION	OREGON
1	Handle assembly	572120
2	Thrust bearing	38605
3	Sleeve + bearing + washer	38604
4	A" spinner anvil for for 3/8" and .404" pitch chains	38597
5	"B" Spinner anvil for 1/4", 3/8" LowPro 90-91, .325"	38598
6	"A" take-up handle	38599
7	"B" take-up handle	38600
8	Chain support disc.+Bolt+nut	38603

HEAVY-DUTY RIVET SPINNER

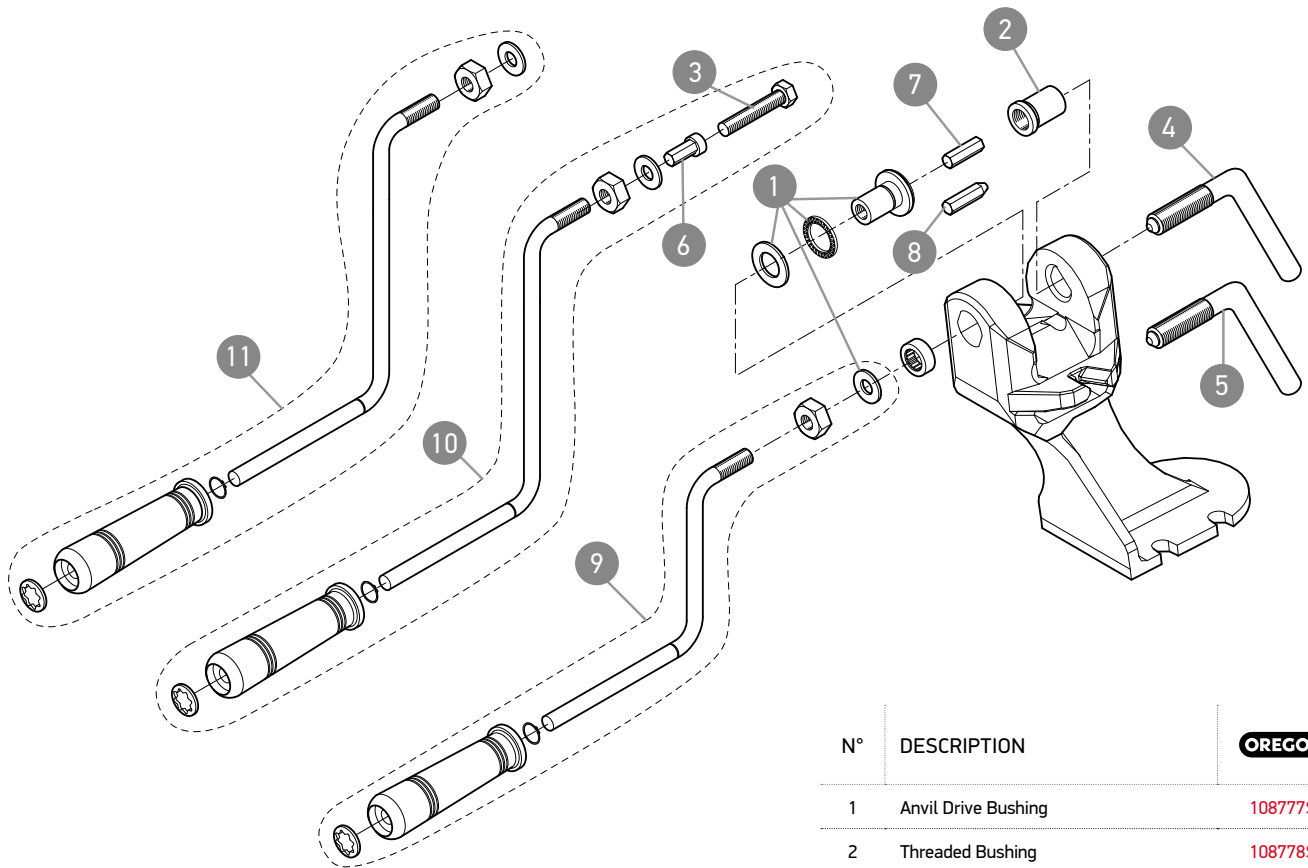
Heavy-duty
Rivet spinner

24549-SI

1/4"
3/8" LowPro 90-91
.325"
3/8"
.404"
3/4"

1,1 mm
▼
3,1 mm

- Designed to meet all rivet spinning needs
- Spins all chain rivets up to .404" pitch
- Adapts easily for spinning 3/4" pitch rivets when used with the 3/4" pitch adapter 108742si



N°	DESCRIPTION	OREGON
1	Anvil Drive Bushing	108777SI
2	Threaded Bushing	108778SI
3	Take-Up Bolt Hex End	108789SI
4	Take-Up Handle (A) for 3/8" and .404" Saw Chain	108780SI
5	Take-Up Handle (B) for 1/4", 3/8" Low Profile™ and .325" Saw Chain	108781SI
6	3/4" Pitch Spinner Anvil	108790SI
7	Spinner Anvil (A) for 3/8" and .404" Saw Chain	38597
8	Spinner Anvil (B) for 1/4", 3/8" Low Profile and .325" Saw Chain	38598
9	Handle Assembly	108779SI
10	3/4" Pitch Adapter Kit	108742SI
11	Extra-Long Handle	108788SI

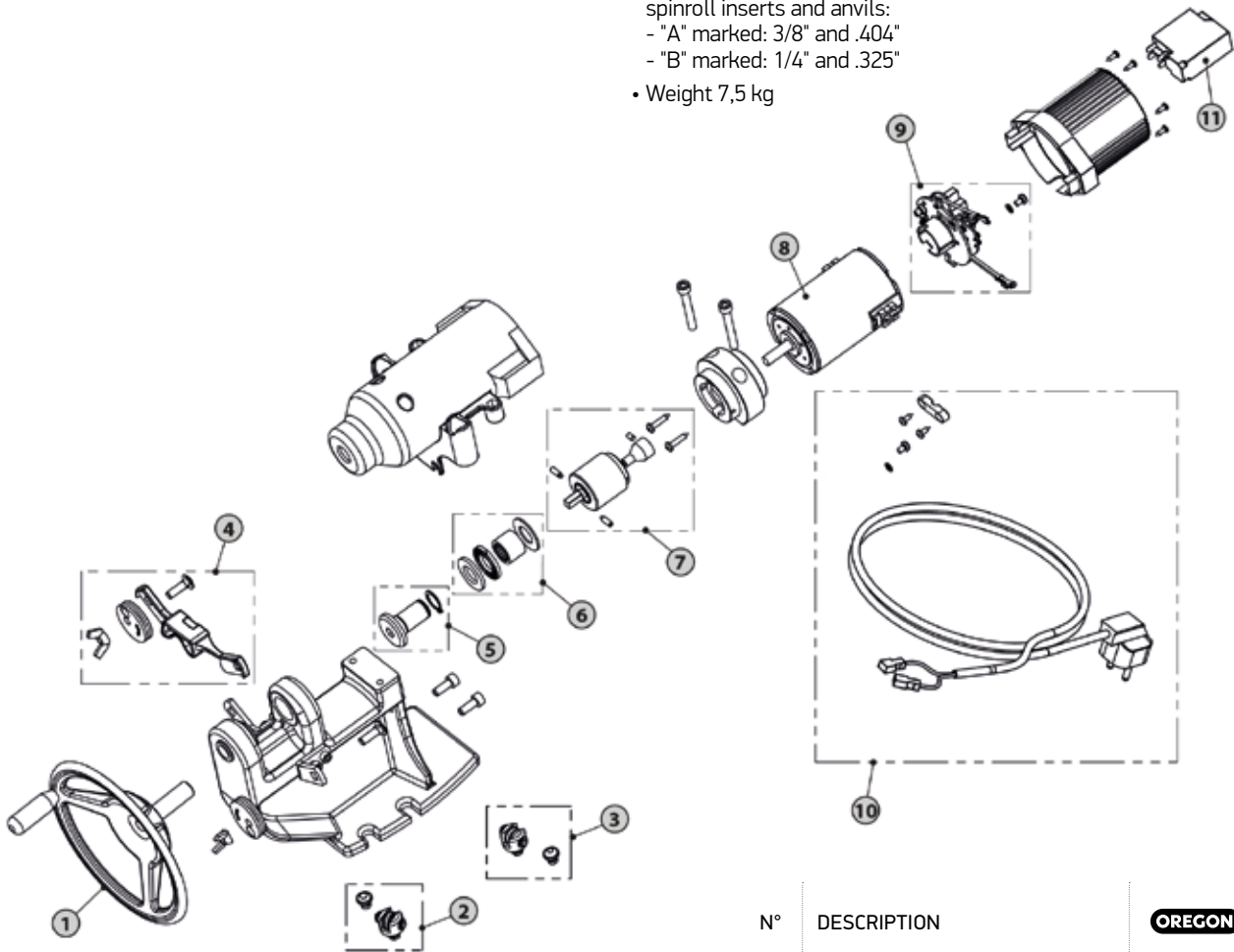
ELECTRIC RIVET SPINNER

542655

1/4"
3/8" LowPro 90-91
.325"
3/8"
.404"

1,1 mm
▼
2,0 mm

- Single phase, 230V-AC, 50Hz, 85 watt
- Heavy-duty rivet spinner for high volume operations
- High torque gear motor for spinning chains up to .404" pitch
- Consistent precision riveting comparable to factory spin
- Reduce operator fatigue
- Equipped with full set of spinroll inserts and anvils:
 - "A" marked: 3/8" and .404"
 - "B" marked: 1/4" and .325"
- Weight 7,5 kg



N°	DESCRIPTION	OREGON
1	Handle wheel	545727
2	Kit spinroll insert (1/4" - .325")	545725
3	Kit spinroll insert (3/8" - .404")	545724
4	Chain guide unit	545726
5	Bush kit	545722
6	Bearing kit	545723
7	Planetary gear kit	545721
8	E-motor 230V	545607
9	120V/230V electric cardboard	545606
10	E-Cable kit 230V	545719
11	230V switch	295387A

PRODUCT NAME	OREGON	SPECIFICATIONS	
--------------	---------------	----------------	---

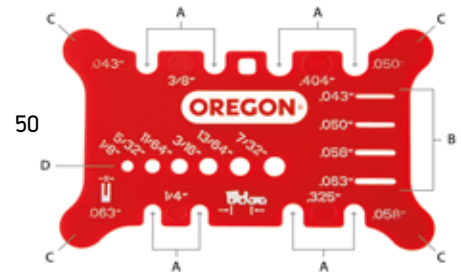


CHAIN MEASURING TOOL

Pocket-size
Chain measuring
tool

556418

- Pocket-sized gauge for quick and easy identification. Measures the following:
 - A. Chain pitch
 - B. Chain gauge
 - C. Bar groove width
 - D. File size



GREASE GUN


Grease gun

21939

- To grease bar noses
- Reduces friction and enhances performance in a variety of chainsaw applications
- Helps prevent premature wear

Grease gun
and grease sachet
(blister pack)

90484



Red fluid grease
sachet

90476

250

20

100



BAR GROOVE CLEANER

13616

- Cleans bar grooves and oil holes

300



BAR COVERS

38614

- 35 cm
- Protects chain and bar from damage and accidental contact

48

28934


- 40 cm
- Protects chain and bar from damage and accidental contact

24

28933

- 50 cm
- Protects chain and bar from damage and accidental contact

24





FILING CLAMP

26368A

- To be secured on a wood stump for for easy and precise chain maintenance

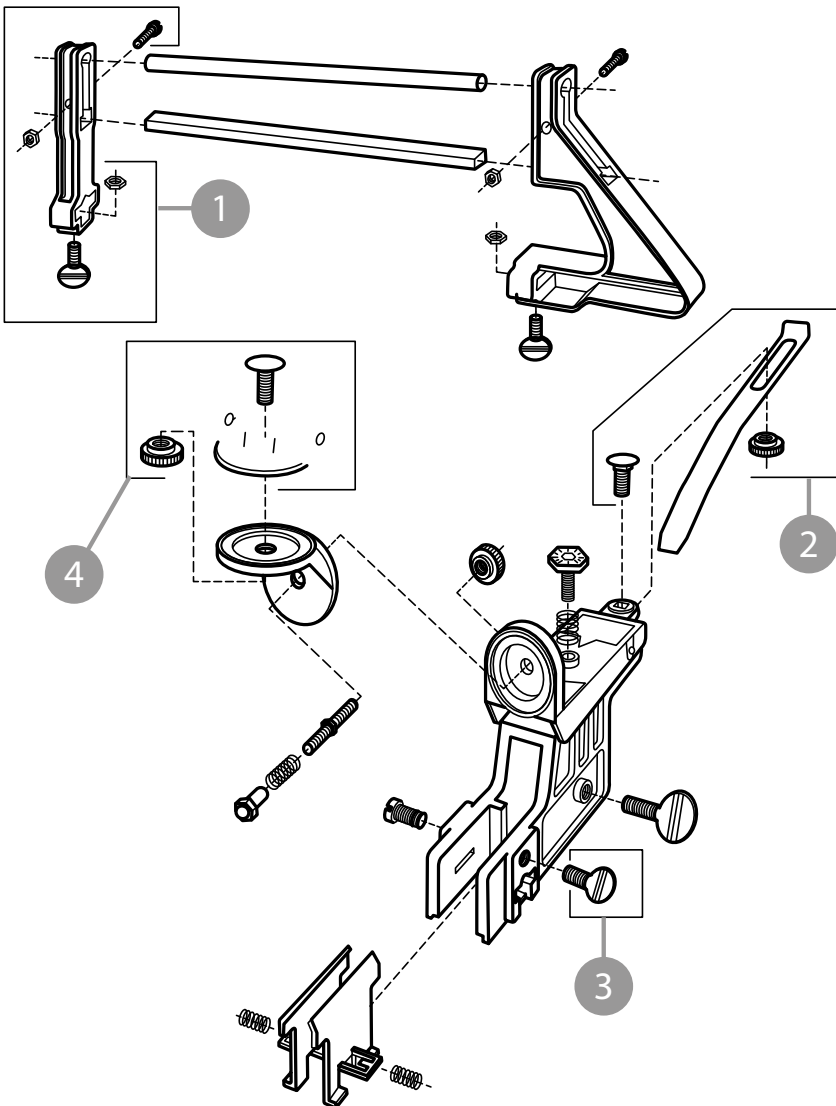
12



FILING GUIDE

557849

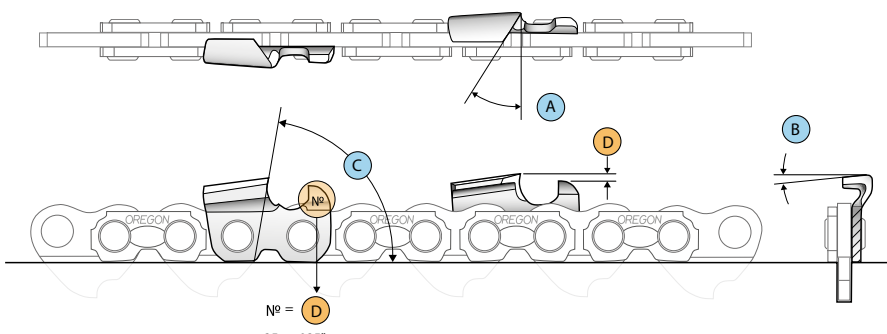
- Easy to install on the saw guide bar with the chain in place
- For accurate and consistent sharpening
- File not included



N°	DESCRIPTION	OREGON
1	ARM KIT	39491
2	STOP-SPRING KIT	39495
3	SMALL THUMB SCREW (5-PACK)	39497
4	SWIVEL KIT	39498

Filing Specifications

PROPER SHARPENING GEOMETRY FOR ALL OREGON® SAW CHAIN



- A** Top Plate Filing Angle
- B** File Down Angle
- C** Hook angle
- D** Depth Gauge Setting

Round Files



- 5/32" - 4,0 mm
- 11/64" - 4,5 mm
- 3/16" - 4,8 mm
- 7/32" - 5,5 mm

12 Pack



- 70504
- 70511
- 70503
- 70502

3 Pack



- Q70509C
- Q70512C
- Q70508C
- Q70507C

File Holder



- Q16265C
- Q29192C
- Q18228C
- Q13252C

Sharpening Kit



- Q90405
- Q105860
- Q90407
- Q90404
90406

Sharpening Kit + Pouch



- 558488
- 558549
- 558550
- 558551

Flat File



PN 12211
12-PACK

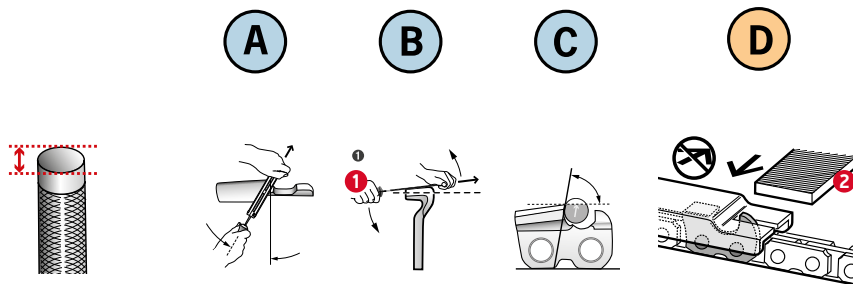
Depth Gauge Tools

.025"
PN : 27530
1 EACH



.030"
PN : 22291
10-PACK

- A** Top Plate Filing Angle
- B** File Down Angle
- C** Hook angle
- D** Depth Gauge Setting



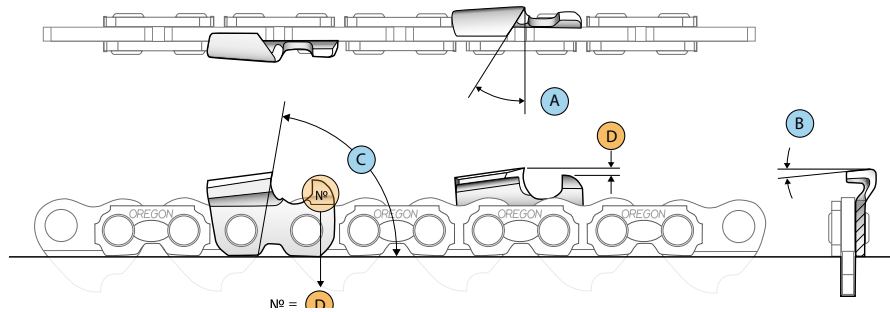
1/4"	25AP	5/32" ● 4,0 mm	30°	10°	85°	.025"
.325" Low Profile	80TXL	5/32" ● 4,0 mm	30°	10°	70°	.025"
3/8" Low Profile	90PX	11/64" ● 4,5 mm	30°	0°	75°	.025"
	91P, 91PX, 91VXL, M91VXL	5/32" ● 4,0 mm	30°	0°	80°	.025"
	91R	5/32" ● 4,0 mm	5°	0°	85°	.025"
.325"	95TXL/VPX, M95VPX 20, 21, 22BPX	3/16" ● 4,8 mm	30°	10°	70°	.025"
	20, 21, 22LPX/LGX M20, 21, 22LPX	3/16" ● 4,8 mm	25°	10°	60°	.025"
3/8"	72, 73, 75EXL/LGX/LPX M72, M73, M75LPX	7/32" ● 5,5 mm	25°	10°	60°	.025"
	72, 73, 75 DX/DPX	7/32" ● 5,5 mm	30°	10°	80°	.025"
	72, 73, 75RD	7/32" ● 5,5 mm	10°	10°	75°	.025"
.404"	26, 27X	7/32" ● 5,5 mm	30°	10°	65°	.030"
	27R	7/32" ● 5,5 mm	10°	10°	75°	.030"
	58, 59L	7/32" ● 5,5 mm	25°	10°	60°	.025"
	59ACL	7/32" ● 5,5 mm	35°	10°	90°	.035"
	18HX, 19HX	7/32" ● 5,5 mm	35°	10°	80°	.050"
3/4"	11H	5/16" ● 7,9 mm	30°	0°	80°	.070"

1 When using an Oregon® file holder, ALWAYS hold it level, 0-degrees flat on the Top Plate.

2 Flat File must be used in combination with Oregon Depth Gauge Tools.

Grinding Specifications

PROPER GRIND ANGLES FOR ALL OREGON® SAW CHAIN



- A** Top Plate Grinding Angle
- B** Vise Tilt Angle
- C** Grinding Wheel Angle
- D** Depth Gauge Setting



Compact bench grinder
590181

1/4" ▶ .404" 1,1 ▶ 2,0



105 mm

Professional compact bench grinder
410-230

1/4" ▶ .404" 1,1 ▶ 2,0



145 mm



Professional bench grinder
520-230

1/4" ▶ .404" (3/4) 1,1 ▶ 2,0
3,1



145 mm

Professional hydraulic assist bench grinder
620-230

1/4" ▶ 3/4" 1,1 ▶ 3,1

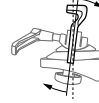
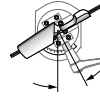


145 mm



- A** Top Plate Grinding Angle
- B** Vise Tilt Angle
- C** Grinding Wheel Angle
- D** Depth Gauge Setting

|←X→|



Chain Type

1/4"	25AP	32659P	106547P	3,2 mm	30°	10°	55°	.025"	27530
.325" Low Profile	80TXL	32659P	106547P	3,2 mm	30°	10°	70°	.025"	27530
3/8" Low Profile	90PX 91P, 91PX 91VXL, M91VXL	32659P	106547P	3,2 mm	30°	0°	55°	.025"	27530
	91R	32659P	106547P	3,2 mm	5°	0°	55°	.025"	27530
.325"	95TXL/VPX, M95VPX 20, 21, 22BPX	32660P	106548P	4,7 mm Alternative 3,2 mm	30°	10°	55°	.025"	27530
	20, 21, 22LPX/LGX M20, 21, 22LPX	32660P	106548P	4,7 mm Alternative 3,2 mm	25°	10°	55°	.025"	27530
3/8"	72, 73, 75EXL/LGX/LPX M72, M73, M75LPX	32660P	106548P	4,7 mm	25°	10°	55°	.025"	27530
	72, 73, 75 DX/DPX	32660P	106548P	4,7 mm	30°	10°	55°	.025"	27530
	72, 73, 75RD	32660P	106548P	4,7 mm	10°	10°	50°	.025"	27530
	26, 27X	32660P	106548P	4,7 mm	30°	10°	55°	.030"	-
	27R	32660P	106548P	4,7 mm	10°	10°	50°	.030"	-
.404"	58, 59L	32660P	106548P	4,7 mm	25°	10°	55°	.025"	27530
	59ACL	32660P	106548P	4,7 mm	30°	10°	60°	.035"	-
	18HX, 19HX	32660P	106548P	4,7 mm	35°	10°	60°	.050"	38850 10-PACK
3/4"	11H	OR534-516	—	7,9 mm	30°	0°	50°	.070"	107529 10-PACK

PPE_1.A
EN/EUR

OREGON®

Personal Protective Equipment







OREGON®

DESIGNED TO PROTECT

Oregon® understands that the needs of woodcutters – professionals and novices – are as diverse as the terrains and environments in which they work.

We have organized our product into families with key characteristics that different users will value. These product families will ensure that you choose the right Safety Equipments for your every day needs. It will make understanding the differences between our product range effortless.

All our products are classified in 3 categories to help you to identify the products that are right for you. Three product families, differentiated by Packaging color, to simplify your selection process.

GOOD

OCCASIONAL USERS

Occasional Users products are safe, simple to use, lightweight, and provide added value by saving you money.

BETTER

FREQUENT USERS

Landscapers, homeowners, and other frequent users prize simplicity and reliability. Oregon frequent user products were designed for reliable performance.

Oregon frequent user products are safe, simple to use, lightweight, and provide added value by saving you money.

BEST

PROFESSIONAL USERS

Loggers, arborists, orchardists, millwrights, forestry workers, and other highly skilled woodcutters require products designed for the demands of their tough professions. Oregon makes products that are strong, durable, and reliable, and our state-of-the-art innovations promotes a long lifespan.

You demand top performance from your equipment. Oregon “BEST” safety equipment are designed to the highest safety standards and comfort. Durability, Versatility and Security combined.

Personal Protective Equipment

DESIGNED TO PROTECT

Every feature of the Oregon® protective equipment range has been designed with your safety in mind, but is also engineered to ensure comfort, versatility and durability. With Oregon personal protective equipment you can do your job in the safest and most efficient manner.

- **Robust** to stand up against, scratches, chemicals...
- So **light** that you can forget about it
- **Ventilated** for optimum working comfort
- Allowing full **freedom of movement** so you can work without restriction.

HIGH PROTECTION

All Oregon protective garments grant the same level of protection against chainsaw cuts (according to the Class they are certified to). The differences between models are based on features like weight, comfort, durability and number of pockets.

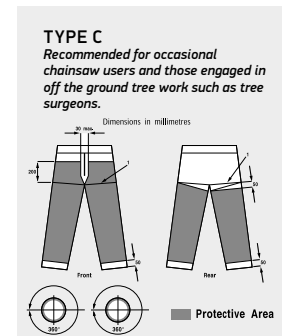
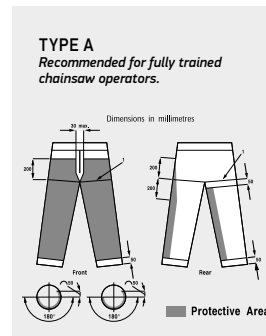
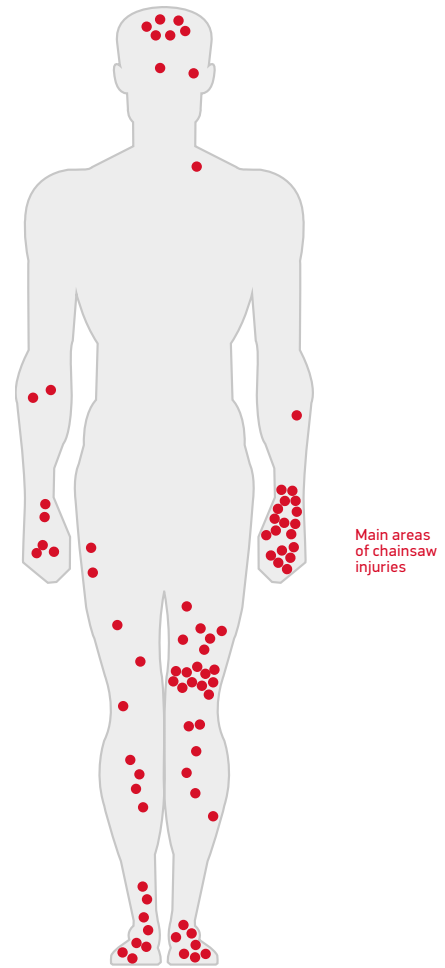
We offer a wide selection of models with various features to cover your different needs and preferences.



Class 1 corresponds to the chain speed (20m/s) at which the cut test has been done.



Class 2 corresponds to the chain speed (24m/s) at which the cut test has been done.



	Chaps	Yukon	Yukon+	Waipoua	Fiordland
Class 1 Protection (20 m/s)	●	●	●	●	●
Additional protection		Type C (front/rear)	Class 2 (24 m/s)		
Frequency of chainsaw use	●	●●	●●●	●●●●	●●●●●
Total Weight (size M)	1kg	1.05 kg	1.15kg	1.38kg	1.35kg
Stretch Comfort	●	●	●	●	●
Number of pockets (Only on trousers, bib and brace)		3	3	3	5
Extra double tool pocket				●	●
Hi-vis color		●		●	●
Protective pads in friction areas			●	●	●
Zipper ventilation openings				●	●
Free movement system on shoulders					●
Rubberised zipper pockets					●
Reinforced with Armortex®					●

HOW TO FIND THE RIGHT SIZE

Ensure tape measure is tight against skin

A. CHEST

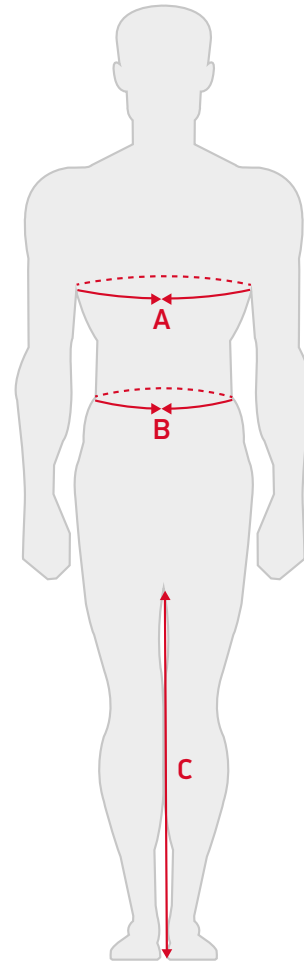
Measure the circumference around the fullest part of your chest and under the arms.

B. WAIST

Measure the circumference around your natural waist (smallest part of the waist).

C. INSIDE LEG

Measure from the inside leg at the crotch to where the trouser hem is to sit on the shoe.



CLOTHING SIZE CHART

Size	Size EU	A Chest	B Waist	C Inseam
S	42 - 44	105 cm	78 - 82 cm	80 cm
M	46 - 48	111 cm	83 - 87 cm	81 cm
L	50 - 52	117 cm	88 - 92 cm	82 cm
XL	54 - 56	123 cm	93 - 97 cm	83 cm
2XL	58 - 60	129 cm	98 - 102 cm	84 cm
3XL	62 - 64	135 cm	103 - 107 cm	84 cm

KWF CERTIFIED

Independent test institute in Germany.

Many Oregon PPE products carry the KWF Standard or KWF-Profi label. KWF is a renowned independent entity in Germany that provides advice and support to key players in the Forestry sector. KWF tests and certifies tools and protective equipment and grants the right to print the KWF Standard or FPA logos on products as an indicator of superior quality.



Waipoua

NEW

Designed to protect


Taking the forestry user experience one step further, Oregon® introduces the new range of Waipoua protective equipment, with a new, modern design and enhanced features for increased comfort and durability.

DURABILITY AND COMFORT ALL DAY LONG

- New Hi-Vis design in two colours
- Breathable: zipper ventilation at back
- Comfortable: 4-way stretch
- Lightweight: 1.38 kg (size M trousers)
- Practical: zipper pockets at front and double tool pocket at back.
- Durable: tear and scratch resistant polyester, protective nylon pads on friction areas.



EN 381-5



20 m/s



295468



295466



295467

Cut, abrasion, heat, oil and fuel resistant.

BETTER





295469



295470


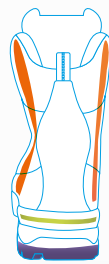


Leather Chainsaw Protective boots

The right pair of footwear can be your best ally when working in challenging conditions. Oregon chainsaw protective boots feature a sturdy construction for protection and durability, while ensuring the level of comfort only a leather boot can provide.



- Carefully selected, high-resistant materials (leather, insole and outsole, seams, eyelets and hooks, laces)
- Designed to optimize comfort and limit weight
- Cold and heat isolation for extreme working conditions
- Class 1 and 2 chainsaw protection
- Anti-slip sole to ensure stability
- Water repellent and waterproof properties
- Anti-perforation outsole (Fiordland)



	Model	OREGON	Protection level	Available sizes EUR UK	Weight (size 43) (size 9)	Chainsaw size	Frequency of chainsaw use	Diameter of wood to cut	Durability
GOOD	YUKON	295449/(size)	EN 381-5 Class 1 20 m/s	39 to 48 5.5 to 13	2,3 kg	38-62 cc or Electric, battery	● ●	∅ 0-60 cm	● ● ●
BETTER	WAIPOUA	295479/(size)	EN 381-5 Class 1 20 m/s	38 to 48 5 to 13	2 Kg	38-100 cc	● ● ● ●	∅ 0-90 cm	● ● ● ● ●
BEST	FIORDLAND	295469/(size)	EN 381-5 Class 2 24 m/s	38 to 48 5 to 13	2,2 Kg	38-100 cc	● ● ● ● ●	∅ 0-90 cm	● ● ● ● ● ●

YUKON CLOTHING

YUKON
Non Protective
Jacket

295472/
S
M
L
XL
2XL
3XL

GOOD

- Abrasion resistant 4-way stretch polyester
- 4 pockets (1 chest + 2 sides + 1 First Aid pockets)
- Comfortable high collar with Corduroy
- Reinforced with Cordura® elbow patches



S ▶ 3XL 18



YUKON
Type A
Protective
Trousers

295435/
S
M
L
XL
2XL
3XL

GOOD

Type A
EN 381-5:1995
Class 1 (20m/s)

- 5-layer protective material
- Abrasion resistant 4-way stretch polyester
- 2 large front pockets and one back pocket
- Lightweight: 1,05 kg (size M trousers)



EN 381-5
Class 1
20 m/s

S ▶ 3XL 10



YUKON
Type C
Protective
Trousers

295397/
S
M
L
XL
2XL
3XL

GOOD

Type C
EN 381-5:1995
Class 1 (20m/s)

- 5-layer protective material
- Abrasion resistant 4-way stretch polyester
- 2 large front pockets and one back pocket



EN 381-5
Class 1
20 m/s

S ▶ 3XL 10



YUKON
Protective
Bib and brace

295445/
S
M
L
XL
2XL
3XL

GOOD

EN 381-5:1995
Class 1 (20m/s)

- 5-layer protective material
- Abrasion resistant 4-way stretch polyester
- 2 large front pockets and one back pocket
- Lightweight: 1,05 kg (size M trousers)



EN 381-5
Class 1
20 m/s

S ▶ 3XL 10



YUKON+ CLOTHING

YUKON+
Class 1
Protective
Trousers

GOOD

295453/

S

M

L

XL

2XL

3XL

EN 381-5:1995
Class 1 (20m/s)

- 6 cutting resistant protective layers
- 35% cotton for comfort, breathability and sweat control
- 65% polyester for high durability
- Oil, fuel and heat resistant
- Lightweight: 1.15 kg (size M Class 1)



EN 381-5
Class 1
20 m/s

S ▶ 3XL 8



YUKON+
Protective
Bib and brace

GOOD

295454/

S

M

L

XL

2XL

3XL

EN 381-5:1995
Class 1 (20m/s)

- 6 cutting resistant protective layers
- 35% cotton for comfort, breathability and sweat control
- 65% polyester for high durability
- Oil, fuel and heat resistant
- Lightweight



EN 381-5
Class 1
20 m/s

S ▶ 3XL 6



WAIPOUA® CLOTHING

295468/

S
M
L
XL
2XL
3XL

• Black / Red

- Abrasion resistant 2-way stretch polyester
- 2 outer pockets + 2 inner pockets
- Ventilation zippers under the arms

S ▶ 3XL 10



NEW

WAIPOUA®
Non Protective
Jacket

BETTER

K295471/

S
M
L
XL
2XL
3XL

• Red / Hi-Vis Yellow




295466/

S
M
L
XL
2XL
3XL

• Black / Red

- 6 Layer protective material
- Abrasion resistant 4-way stretch polyester
- Lightweight: 1,38kg (size M)
- Zipper pockets at front and double tool pocket at back
- Zipper ventilations at back of legs

S ▶ 3XL 8



NEW

WAIPOUA®
Protective
Trousers

BETTER

295469/

S
M
L
XL
2XL
3XL

• Red / Black / Hi-Vis Yellow



295467/

- S
- M
- L
- XL
- 2XL
- 3XL

• Black / Red



EN 381-5
Class 1
20 m/s



S ▶ 3XL 6

NEW

WAIPOUA®
Protective
Bib and brace

BETTER

EN 381-5:1995
Class 1 (20m/s)

- 6 Layer protective material
- Abrasion resistant 4-way stretch polyester
- Lightweight
- Zipper pockets at front and double tool pocket at back
- Zipper ventilations at back of legs



295470/

- S
- M
- L
- XL
- 2XL
- 3XL

• Red / Black / Hi-Vis Yellow

FIORDLAND® CLOTHING

295490/

- S
- M
- L
- XL
- 2XL
- 3XL

- 6 Layer protective material
- Long lasting, durable nylon with twill fabric on the front
- Armortex® patches in rubbing, wearing and snatching areas
- 5 rubberized zipper pockets
- Extra long zipper ventilation on both legs
- Oil, fuel and heat resistant
- Lightweight
- Repair kit provided



EN 381-5
Class 1
20 m/s



S ▶ 3XL 8

FIORDLAND
Protective
Trousers

BEST

EN 381-5:1995
Class 1 (20m/s)



UNIVERSAL LEGGINGS

Leggings

GOOD

575780

EN 381-5:1995
Class 1 (20m/s)

- One size fits all
- 6-layer protective material
- Abrasion resistant 4-way stretch polyester
- 4 adjustable straps on each back leg
- Lightweight: 1kg



EN 381-5
Class 1
20 m/s

10



CHAINSAW PROTECTIVE CUFFS

Cuffs

GOOD

572332

EN ISO 11393-6:2019, clause 4.7

- Class 1 (20 m/s) arm protection for forestry and arborist work
- One size fits all
- Outer fabric: 100% polyester
- Lining: 67% polyester + 33% cotton



Class 1
20 m/s



BRUSHCUTTER PROTECTIVE TROUSERS

Brushcutter trousers

GOOD

295465/

S

M

L

XL

2XL

3XL

- Tear and scratch resistant material
- Reinforced with allround Cordura® patches
- Two large hi-visibility reflective stripes
- Ultra lightweight, cool and highly breathable
- Oil, fuel and heat resistant
- Elastic waistband



S ▶ 3XL

20



HIGH-VIS JACKET

High-Vis Jacket
GOOD
 295477/
 M
 L
 XL
 2XL

EN ISO
 20471:2013 +
 A1:2016
 Class 3

- Class 3 high visibility jacket
- fluorescent color and reflective stripes
- Day and night visibility
- 360° visibility

M ▶ 2XL 10



BACK SUPPORT

295488/
 M
 L
 XL

- For heavy lifting and intensive logging
- Nylon and elastic band with 4 aluminium stays
- Adjustable closure

M ▶ XL 18



LOGGER BRACES

Braces with metal clips
 562411

- Fits all Oregon trousers

10



Braces for buttons
 537804



SHINGUARDS

Brushcutter shinguards
 559061

- Protects entire lower leg and knee
- Soft, cushioned inside molds
- Strong adjustable buckle system

25



CHAINSAW PROTECTIVE RUBBER BOOTS

Yukon
rubber boots

295385/

- 38
- 39
- 40
- 41
- 42
- 43
- 44
- 45
- 46
- 47
- 48

EN ISO
17249:2013
Class 3
(28 m/s)
EN ISO
20345:2011 -
SB E SRA

- Hight chainsaw protection - Class 3
- Natural rubber with comfortable cotton lining
- Steel toe cap (200J)
- Shock absorbent heel
- Oil and slip resistant rubber sole (SRA certified)



- 38 ▶ 5
- 39 ▶ 5½
- 40 ▶ 6½
- 41 ▶ 7½
- 42 ▶ 8
- 43 ▶ 9 5
- 44 ▶ 9½
- 45 ▶ 10½
- 46 ▶ 11
- 47 ▶ 12
- 48 ▶ 13



CHAINSAW PROTECTIVE LEATHER BOOTS

YUKON
leather boots

GOOD

295449/
39
40
41
42
43
44
45
46
47
48

EN ISO 17249:2013 Class 1 (20m/s)
EN ISO 20345:2011 - S2 A E WRU FO SRC

- Water-repellent upper
- Cow leather & PU outsole
- Lightweight: 2.3 kg
- Anti-slip and hydrocarbon resistant outsole
- Premium quality lace hooks



6
39 ▶ 5½
40 ▶ 6½
41 ▶ 7
42 ▶ 8
43 ▶ 9
44 ▶ 9½
45 ▶ 10½
46 ▶ 11
47 ▶ 12
48 ▶ 12½



WAIPOUA®
leather boots

BETTER

295479/
38
39
40
41
42
43
44
45
46
47
48

EN ISO 17249:2013 Class 1 (20m/s)
EN ISO 20345:2011 - S2 HRO HI CI SRC

- Water-repellent upper
- 1,8mm cow leather & nitril outsole
- Lightweight: 2 kg (size 43)
- Cold and heat isolation, heat resistant
- Anti-slip and hydrocarbon resistant outsole
- Ergonomic with collar padding



4
38 ▶ 5
39 ▶ 5½
40 ▶ 6½
41 ▶ 7½
42 ▶ 8
43 ▶ 9
44 ▶ 9½
45 ▶ 10½
46 ▶ 11
47 ▶ 12
48 ▶ 13



FIORDLAND
leather boots

BEST

295469/
38
39
40
41
42
43
44
45
46
47
48

EN ISO 17249:2013 Class 2 (24m/s)
EN ISO 20345:2011 - S3 WR SRC FO HI CI HRO

- Waterproof, isolated against cold and resistant to heat up to 300°C
- 2mm nubuck leather & nitril outsole
- Lightweight: 2.2 kg
- Anti-perforation, anti-slip and hydrocarbon resistant outsole
- Ergonomic with collar padding



4
38 ▶ 5
39 ▶ 5½
40 ▶ 6½
41 ▶ 7½
42 ▶ 8
43 ▶ 9
44 ▶ 9½
45 ▶ 10½
46 ▶ 11
47 ▶ 12
48 ▶ 13





YUKON FORESTRY HELMET COMBINATION

YUKON
Safety helmet
combination

GOOD

562412

EN 397:2012
+ A1:2012
EN 352-3:2002
EN 1731:2006

- Impact resistant PP helmet
- 6 ventilation holes for breathability
- 6 points easy to adjust harness with ratchet system
- Wide and durable stainless steel mesh visor
- Comfortable earmuffs, SNR value 25.9 dB

12



566092

Harness replacement

1



523600

Visor holder

1



566093

Replacement visor

1



518774

Hygiene kit

1



562665

Neck cape

1





WAIPOUA FORESTRY HELMET COMBINATION

WAIPOUA®
Safety helmet
combination

BETTER

562413

EN 397:2012
+ A1:2012
EN 352-3:2002
EN 1731:2006

- High impact and resistant ABS material
- 20 ventilation holes for breathability
- UV-stabilized shell with rain gutter
- 4 points easy to adjust harness with push-pull ratchet system
- Removable and washable anti-slip sweatband
- Durable stainless steel mesh visor with flip up and dow function
- Comfortable earmuffs, SNR value 26dB
- Removable chin protection included



12



564570

Suspension kit

1



564580

Sweatband

1



585673

Visor holder


1



564579

Replacement visor

1



564649

Earmuff replacement

1



605575

Chin protector

1




562666

Neck cape








1



PRODUCT NAME	OREGON	STANDARDS	SPECIFICATIONS	
--------------	---------------	-----------	----------------	---



FACE AND EAR PROTECTION

Mesh visor/muff combination	Q515061	EN 352-1:2002 EN 1731:2006 F	<ul style="list-style-type: none"> • Steel mesh visor • Headband with single-point adjustment • SNR value 25 dB 	12	
Browguard and steel mesh visor	Q515064	EN 1731:2006 F	<ul style="list-style-type: none"> • Steel mesh visor • Headband with single-point adjustment 	12	
Steel mesh face screen	Q515065	EN 1731:2006 S	<ul style="list-style-type: none"> • Steel mesh visor • Elastic headband 	60	
Polycarbonate visor/muff combination	Q515062	EN 352-1:2002 EN 166:2001 3B	<ul style="list-style-type: none"> • Polycarbonate visor • Headband with single-point adjustment • SNR value 25 dB 	12	
Browguard and polycarbonate visor	Q515063	EN 166:2001 3B	<ul style="list-style-type: none"> • Polycarbonate visor • Headband with single-point adjustment 	12	
Polycarbonate face screen	Q515066	EN 166:2001 1S	<ul style="list-style-type: none"> • Polycarbonate visor • Elastic headband 	60	
Headband with ear muffs	Q515060	EN 352-1:2002	<ul style="list-style-type: none"> • Sliding ear muff cups • Compact and easy to adjust • SNR value: 26dB 	32	



SAFETY KIT

581188

EN352-1
EN1731
EN388 CAT II

- One mesh visor and earmuff combination (EN352-1 and EN1731 certified)
- One pair of working gloves (size M) EN388 CAT II certified

12



572870

EN352-1
EN 166
EN388 CAT II

- One protective earmuff: 26dB (EN352-1 certified)
- One pair of safety glasses: 100% UV protection, EN 166 certified
- One pair of working gloves (size M) EN388 CAT II certified

36



WORKING GLOVES

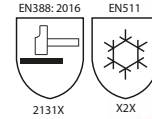
Cold weather working gloves

GOOD

295487/
M
L
XL

EN 388: 2016, level 2131X
EN 511: 2006, level X2X

- Hand protection against blade cut, abrasion and puncture
- Protection against cold up to -50°
- Comfortable and ergonomic
- Strong grip on objects and tools



M ▶ XL 120



Leather working gloves

GOOD

539170
M
L
XL

EN 388:2016, level 3122X

- Full leather
- Protection against blade cut, abrasion and puncture
- Excellent operational control
- Extra grip
- Adjustable strap



M ▶ XL 10



Leather working gloves

GOOD

539171
M
L
XL

EN 388:2016, level 3122X

- Leather and 4-way stretch fabric
- Protection against blade cut, abrasion and puncture
- Excellent operational control
- Extra grip
- Adjustable strap



M ▶ XL 10



Strech working gloves

GOOD

295498
M
L
XL

EN 388:2016, level 4121X

- Stretch nylon and nitril coated
- Protection against blade cut, abrasion and puncture



M ▶ XL 10



Leather and fabric working gloves

GOOD

542656

EN 420 CAT I

- Size L (10)
- Smooth leather
- Close-fit wrist design

L 10

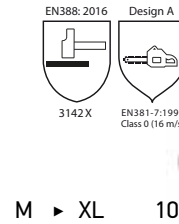


CHAINSAW PROTECTIVE GLOVES

295399
M
L
XL

EN 381-7:1999 Class 0 (16 m/s)
EN 388:2016 - Level 3142X

- Two hands chainsaw protection
- Smooth leather
- Excellent chainsaw feel
- Durable palm area
- Close-fit wrist design



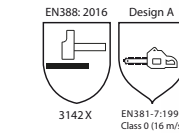
Leather gloves

BETTER

91305
S
M
L
XL

EN 381-7:1999 Class 0 (16 m/s)
EN 388:2016 - Level 3142X

- Left hand chainsaw protection
- Smooth leather
- Excellent chainsaw feel
- Durable palm area
- Close-fit wrist design



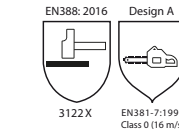
FIORDLAND cold weather gloves

BEST

295485
M
L
XL

EN 381-7:1999 Class 0 (16 m/s)
EN 388:2016 - Level 3122X

- Left hand chainsaw protection
- Durable leather and stretch fabric
- Ideal for working in cold weather conditions
- Keeps excellent operational control
- Reinforcement on palm area and fingers
- Adjustable strap for optimum fit around the wrist



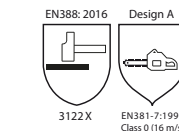
FIORDLAND leather gloves

BEST

295395
M
L
XL

EN 381-7:1999 Class 0 (16 m/s)
EN 388:2016 - Level 3122X









- Left hand chainsaw protection
- High quality leather and stretch fabric
- Keeps excellent operational control
- Reinforcement on palm area and fingers
- Adjustable strap for optimum fit around the wrist




PRODUCT NAME	OREGON	STANDARDS	SPECIFICATIONS	
--------------	---------------	-----------	----------------	---








SAFETY GLASSES


Clear	Q515068	EN 166:2001 EN 170:2002	<ul style="list-style-type: none"> • Protection against impacts • UV filter 	160	
Yellow	Q515069	EN 166:2001 EN 170:2002	<ul style="list-style-type: none"> • Protection against impacts • UV filter 	160	
Clear	Q525249	EN 166:2001	<ul style="list-style-type: none"> • Protection against impacts 	160	
Yellow	Q525250	EN 166:2001 EN 170:2002	<ul style="list-style-type: none"> • Protection against impacts • UV filter 	160	
Black	Q525251	EN 166:2001 EN 170:2002 EN 172:1994	<ul style="list-style-type: none"> • Protection against impacts • UV filter • Solar filter for industrial use 	160	
Black mirror	Q525252	EN 166:2001 EN 170:2002 EN 172:1994	<ul style="list-style-type: none"> • Protection against impacts • UV filter • Solar filter for industrial use 	160	
Clear	Q545830	EN 166:2001 EN 170:2002	<ul style="list-style-type: none"> • Protection against impacts • UV filter 	160	
Clear silver mirror	Q545831	EN 166:2001 EN 170:2002	<ul style="list-style-type: none"> • Protection against impacts • UV filter 	160	

PRODUCT NAME	OREGON	STANDARDS	SPECIFICATIONS	
--------------	---------------	-----------	----------------	---



Black	Q545832	EN 166:2001 EN170:2002 EN172:1994	<ul style="list-style-type: none"> • Protection against impacts • UV filter • Solar filter for industrial use 	160	
Black silver mirror	Q545833	EN 166:2001 EN170:2002 EN172:1994	<ul style="list-style-type: none"> • Protection against impacts • UV filter • Solar filter for industrial use 	160	
Clear	572794	EN 166:2001 EN170:2002	<ul style="list-style-type: none"> • Protection against impacts • UV filter 	160	
Clear	572796	EN 166:2001 EN170:2002	<ul style="list-style-type: none"> • Protection against impacts • UV filter 	160	
Black	572797	EN 166:2001 EN170:2002 EN172:1994	<ul style="list-style-type: none"> • Protection against impacts • UV filter • Solar filter for industrial use 	160	

SAFETY GOGGLES

	539169	EN 166:2001 EN170:2002	<ul style="list-style-type: none"> • Protection against impacts • UV filter • PVC frame with top and bottom ventilation holes • Polycarbonate ocular • Non-misting interior • Scratch resistant 	30	
--	---------------	---------------------------	---	----	---

TA_1.A
EN/EUR

OREGON®

Tools & Accessories



Hand Saws **NEW**

Superior cutting performance and ergonomics

Get your cutting done easier and faster. The new Oregon® arborist saws provide superior cutting performance and ergonomics to increase work efficiency and minimise fatigue.

600136 - 33cm/13" Curved Hand Saw



Japanese premium high carbon steel

Impulse hardened with 6.5 teeth per inch

Durable polypropylene handle and sheath

Click-in mechanism for secure housing

Replaceable curved blade

- Replaceable blade available separately for purchase
- Chrome plated for rust prevention
- Taper ground blade to reduce friction and last longer compared to set teeth blades

600138 - 30cm/12" Straight Hand Saw

Blade tang spans the full length of the handle and is attached with two screws for strong and reliable attachment



Tri-Edge teeth provides 3 cutting angles to ensure a smooth and clean cut

Ergonomic handle design exclusive to Oregon

Replaceable straight blade



OREGON

- | | |
|--------|---|
| 600136 | Curved Hand Saw - Includes Scabbard for Blade |
| 600137 | Replacement Nuts for Handle |
| 600138 | Straight Hand Saw - Includes Scabbard for Blade |
| 600139 | 33cm/13-Inch Curved Replacement Blade |
| 600140 | 30.5cm/12-Inch Straight Replacement Blade |

Oregon First Aid Kit

NEW

Safety First

Compact and lightweight, this First Aid Kit provides practical first aid assistance for the most common injuries encountered during forestry activities. All medical supplies included in the kit are compliant with the European Medical Devices Directive 93/42/EEC.

Fits first aid pocket on Oregon jackets and tool belt. Compact and resistant nylon pouch with zipper and keyring.

Contents:

- 2 first aid dressings 6 x 8 cm
- 2 alcohol-free cleaning wipes
- 4 disposable vinyl gloves
- 20 plasters of different sizes
- 1 tick remover
- 1 mirror 9 x 6.5 cm



OREGON®

First Aid Kit



Erste Hilfe
Premiers secours
Primo soccorso
Eerste hulp
Førstehjælp
Första hjälpen
Primeros auxilios
První pomoc
Prvá pomoc
Pierwsza pomoc
Primeiros socorros
Ενσάρυ
Πρώτες βοήθειες

Prva pomoc
Pirmā palīdzība
Pirmoji pagalba
Elsősegély
Prva pomoć
Ilk yardım
Esmaabi
Первая помощь
Първа помощ
Førstehjelp
Primul ajutor
Прва помоћ
Перша допомога



OREGON

519441



5 400182 852216

OregonProducts.com

Made in Germany

FR 30333 AC



500 ml

[Small, illegible text in multiple columns on the left side of the label, likely technical specifications or safety instructions.]

Marking Spray

Luminous and durable marking

Featuring a wide variety of classic and fluorescent colors, Oregon marking sprays are specifically designed for outdoor applications, providing an excellent resistance to ultraviolet and adverse weather conditions and a durability of up to **4 years**. Their ergonomic and multi-directional cap can be used upside down and the color dries fast even on wet surfaces, making them an extremely versatile product for all working conditions.

The Oregon multipurpose marking sprays are suitable for a wide variety of applications, including tree and log marking, road works, building, construction...





TOOL BELTS

Leather belt **41900**

- Heavy duty logger leather belt
- 125 cm long, 4 cm wide
- To be used with tool holsters 41898 and 41899

10



41898

- For hooks 536308 and 536307 or tongs 536321 and fitted with ring for securing measuring tape
- Made of polyethylene

Holster for hook or tong

41899

- For hooks 536308 and 536307 or tongs 536321 plus felling wedge
- Made of leather and polyethylene




Tools belt with harness and holster set **584147**



- Polyester fabric belt with high resistance to abrasion
- Comfortable foam belt
- Adjustable harness on front and back
- Reflective stripes for higher visibility
- Marking spray holster
- Spanner, wedge & lifting tongs holster
- File holder, flat file, spanner, safety aid kit and logger tape holster
- Hook, wedge and logger tape holster

10



PRODUCT NAME	OREGON	SPECIFICATIONS	
--------------	---------------	----------------	---

MARKING SPRAYS

Red fluo	519410			
Green fluo	519411			
White	519412	<ul style="list-style-type: none"> • 500ml cans • Temporary marking up to 2 years • Ergonomic and multi-directional cap, can be used upside down 		12
Orange fluo	519413	<ul style="list-style-type: none"> • Very good resistance to ultraviolet and adverse weather conditions • Free of fluorocarbons and heavy metals 		
Yellow fluo	519414	<ul style="list-style-type: none"> • Rapid drying even on wet surfaces • Reliable operation with a constant flow 		
Blue fluo	519415			
Pink fluo	519441			
Blue	562179	<ul style="list-style-type: none"> • 500ml cans • Temporary marking up to 4 years • Ergonomic and multi-directional cap, can be used upside down 		12
Red	562137	<ul style="list-style-type: none"> • Very good resistance to ultraviolet and adverse weather conditions • Free of fluorocarbons and heavy metals 		
Orange	562138	<ul style="list-style-type: none"> • Rapid drying even on wet surfaces • Reliable operation with a constant flow 		



MARKING CRAYONS

White	295364			
Blue	295360			
Red	295361	<ul style="list-style-type: none"> • Pack of 12 crayons • Diameter 12mm; length 120mm • Six-sided shape to prevent rolling 		36
Green	295362	<ul style="list-style-type: none"> • Allows writing and marking on: wood, metal, stone, concrete, tiles, ceramic, plastic, glass, rubber... 		
Yellow	295363			
Black	295365			
Crayon holder	520272	<ul style="list-style-type: none"> • For round and hexagonal 10-12mm crayons • Avoids dirty hands when using the crayon • Made of durable metal, fits into pocket with clip 		10

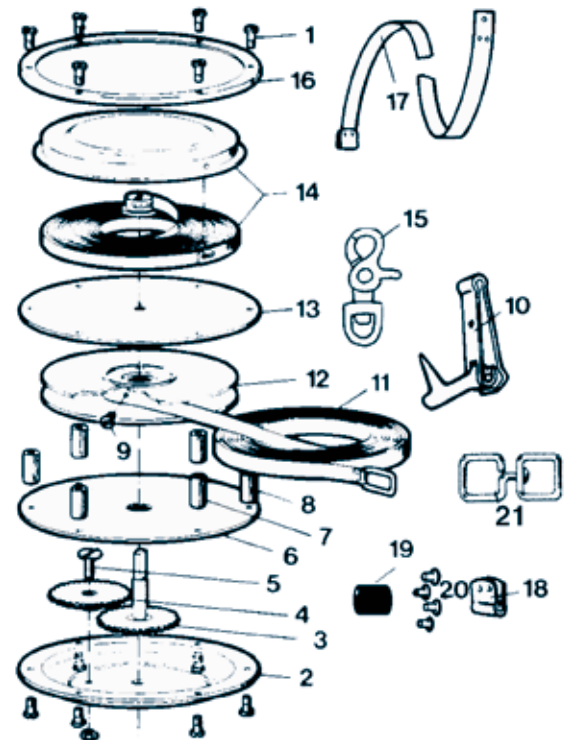



LOGGER TAPES

Logger Tape	106510	15m			24	<ul style="list-style-type: none"> • Heavy-duty gears for smooth operation • Powerful auto-rewind spring • Strong, nylon coated metal tape with clear graduations and markings • Release nail to better secure tape end on wood • Hanger suitable for use with tool holster 41898 and tools belt 584147
	106512	20m			24	
	106513	25m			12	
	106511	15m	50ft			



N°	DESCRIPTION	106510 15M	106512 20M	106513 25M	106511 50'/15M
1	Post screw	106482	106482	106482	106482
2	Gear housing with bearing		106473	106474	106473
3	Main shaft and gear	106477	106477	106477	106477
4	Idler gear and pinion	106478	106478	106478	106478
5	Idler bearing with screw,nut	106479	106479	106479	106479
6	Gear cover plate	106466	106466	106467	106466
7	Nylon guide post with screws	106480	106480	106480	106480
8	Spacer post with 2 screws	106495	106495	106495	106495
9	Tape refill screw	106483	106483	106483	106483
10	Release hook	106492	106492	106492	106492
11	Tape refill blade with release hook	106459	106461	106463	106497
12	Spool with pinion gear	106475	106475	106476	106475
13	Spring cover plate with bearing	106468	106468	106469	106468
14	Spring assembly complete	106515	106515	106516	106515
15	Hanger and swivel clip	106494	106494	106494	106494
16	Locking ring	106464	106464	106465	106464
17	1/2 metre plastic end	106499	106499	106499	106499
17	1 metre plastic end	106500	106500	106500	106500
18	Hinge	106484	106484	106484	106484
19	Rubber stop	106486	106486	106486	106486
20	Extra long eyelets (500-pack)	106488	106488	106488	106488
	Tape repair end 19" with release hook	106489	106489	106489	106489
Not illustrated	25 metre bulk leader tape		106490	106490	106490



PRODUCT NAME	OREGON	SPECIFICATIONS	
--------------	---------------	----------------	---



FIRST AID KIT

609761

- Compact and lightweight zipper bag - 120 x 120 x 25mm
- Suitable for Oregon tools belt 584147
- Contents:
 - 2 first aid dressings
 - 2 cleaning wipes
 - 4 gloves
 - 20 plasters
 - 1 tick remover
 - 1 mirror



PRODUCT NAME	OREGON		SPECIFICATIONS	
		CM INCH		

PLASTIC FELLING WEDGES

561109

14 5 1/2"

180



570726

20 8"

12

Plastic Felling Wedges

- Strong, tough and lightweight
- Serrations hold wedge in the tree securely
- Highly resistant polyamid material for 561109 and 570726

23560

25 10"

12



26782

30 12"

12



FELLING LEVERS

- 536304**
- Heavy-duty forged lever
 - Sliding, forged cant hook
 - Bent handle provides extra leverage
 - Comfortable non-slip handle
 - Length: 80 cm
 - Weight: 2,4 kg



Felling
Lever

- 536305**
- Heavy-duty forged lever
 - Sliding, forged cant hook
 - Bent handle provides extra leverage
 - Comfortable non-slip handle
 - Length: 130 cm
 - Weight: 3,5 kg



10

- 541247**
- Turning Hook

1

- 541248**
- Sliding Part

1



LIFTING PICKS

- 536319**
- Ergonomic, lightweight aluminium handle
 - Sharp tip grips the wood easily
 - Non-slip handle with stop end
 - Notches for extra grip in frozen wood
 - Length: 50 cm
 - Weight: 0,45 kg



Lifting
Pick

- 536320**
- Ergonomic, lightweight aluminium handle
 - Sharp tip grips the wood easily
 - Non-slip handle with stop end
 - Notches for extra grip in frozen wood
 - Length: 70 cm
 - Weight: 0,54 kg



40



LIFTING HOOKS

Lifting hook **536308**

- Forged steel hook
- Non-steel ergonomic plastic handle
- Weight: 0.35 kg

40



Lifting hook with transverse handle **536307**

- Forged steel hook
- Non-steel ergonomic plastic handle
- Weight: 0.45 kg

30



LIFTING TONGS

536321

- Forged steel tong
- 180mm jaw opening
- Non-slip ergonomic leather handle
- Weight: 0.485 kg


30



Lifting Tong **536306**

- Forged steel tong
- 265 jaw opening for handling large logs
- Non-slip comfortable handle
- Weight: 0.95 kg

20





SAW HORSES

Eco
saw horse

584145

- Foldable and light, easy to carry and store
- Maximum load 80kg
- Adjustable height and width
- With teeth to keep the wood stable when cutting



Heavy duty
saw horse

584146

- Highly stable construction and design
- Laminated steel to provide high resistance
- High wood capacity load (maximum 160 kg)
- Easy to mount



HAND SAWS

Curved hand saw

600136

33

13

- Japanese premium high carbon steel
- Impulse hardened with 6,5 teeth per inch
- Chrome plated for rust prevention
- Tri-edge teeth with 3 cutting angles for a smooth and clean cut
- Ergonomic handle
- Includes scabbard with leg straps



10

Straight hand saw

600138

30,5

12



600139

33

13

- Curved replacement blade



600140

30,5

12

- Straight replacement blade



600137






- Replacement Nuts for handle



PRODUCT NAME	OREGON	CAPACITY	SPECIFICATIONS	
--------------	--------	----------	----------------	---








FUEL & CHAIN OIL COMBI-CANS

Combi-can Red	562410	3L + 1,5L	<ul style="list-style-type: none"> • Holds 3 litres of fuel and 1,5 litres of chain oil • Measuring scale on both cans • Safety cap 	6	
Combi-can White	562409	3L + 1,5L			
Combi-can Red	562407	5L + 3L	<ul style="list-style-type: none"> • Holds 5 litres of fuel and 3 litres of chain oil • Measuring scale on both cans • Safety cap 	4	
Combi-can White	562408	5L + 3L			
Combi-can Red	562405	6L + 3L	<ul style="list-style-type: none"> • Holds 6 litres of fuel and 3 litres of chain oil • Measuring scale on both cans • Safety cap • Large handle. Easy to transport even with logger gloves • Low profile for high stability • Tool bag available (542035) 	6	
Combi-can White	562406	6L + 3L			
Safety spout	562611		<ul style="list-style-type: none"> • Universal safety spout for fuel 	10	
	562612		<ul style="list-style-type: none"> • Universal safety spout for chain oil 		
Tools bag for 6+3 L cans	542035		<ul style="list-style-type: none"> • Suitable for 6 + 3L combi-cans only 	40	

PRODUCT NAME	OREGON	CAPACITY	SPECIFICATIONS	
--------------	---------------	----------	----------------	---



FUEL-CANS

Fuel can 5L Red + flexible spout	042-970	5 L	• Conform to rigorous UN/ BAM Safety regulations	12	
Fuel can 5L Green + flexible spout	042-971	5 L	• Conform to rigorous UN/ BAM Safety regulations	12	
Fuel can 5L White + flexible spout	042-972	5 L	• Conform to rigorous UN/ BAM Safety regulations	12	
Fuel can 10 L Red	042-973	10 L	• Conform to rigorous UN/ BAM Safety regulations	6	
Fuel can 10 L Black	042-974	10 L	• Conform to rigorous UN/ BAM Safety regulations	6	
Fuel can 20 L Black	042-975	20 L	• Conform to rigorous UN/ BAM Safety regulations	4	
Funnel with filter	042-978	16cm	• Suitable for use with Oil and Fuel • Plastic	1	

PRODUCT NAME	OREGON	CAPACITY	SPECIFICATIONS	
--------------	---------------	----------	----------------	---

SPRAYERS

Sprayers
16 L

518769

16 L

- Non-Pressurised tank type. Working capacity 16 or 20 litres
- Pressurised chamber capacity 0.9 Litres
- Max working pressure 0.2 – 0.3 Mpa
- Maximum pressure 1.0 Mpa
- Includes lance and 2 adjustable spray nozzles

1



Sprayers
20 L

518771

20 L

- Total length of flexible tube and spray lance +/- 2.0 Metres
- Shoulder strap, spare seal kit included
- Easy to store
- Complies with 2006/42/EC
- 3.6 kgs (16 L)
- 3.7 kgs (20L)

1



525753

- Seals, Gaskets, Nozzle and elbow kit

1

572030

- Metal Wand



572037

- Hose



572018

- Air chamber pressure lid



572017

- Tank lid with diaphragm



572031

- Sealing washer for tank lid



572049

- Felt washer for air chamber pressure lid



572015

- Pump repair kit





HARNESS

Pro Harness

539172

- For intensive use
- Ergonomic harness with cushioned shoulder strap
- Cushioned waist belt
- Fully adjustable – evenly spreads the load over both shoulders
- Back ventilation hole
- Safety quick release system
- Thigh protection pad with release hook

10



Light Harness

Q539173

- For occasional use
- Light, double shoulder strap with thigh pad
- Easy to adjust
- Safety quick release system

28





More than 70 years of Knowledge

In 1947, the founding principles of Oregon were forged. Through innovative design, manufacturing, and an unwavering focus on our customer needs, we are driven to maximize our product's performance.

The Industry Leader in Cutting Technology

Home to mechanical, metallurgical, manufacturing, and electrical experts, our team is credited with the development of several industry-leading performance and safety standards, and numerous patents. Engineering is the bedrock of our reputation.



Discover more of our products at
OregonProducts.com

L&G_1.A
EN/EUR

OREGON®

Trimmer Lines and Heads, Brushcutter Blades



Trimmer Lines, Heads and Brushcutter Blades



Oregon® understands that the needs of landscapers – professionals and novices – are as diverse as the terrains and environments in which they work.

We have organized our products into families with key characteristics that different users will value. These product families will ensure that you choose the right product for your everyday needs. It will make understanding the differences between our product range effortless.

All our products are classified in three categories to help you to identify the products that are right for you. Three product families, differentiated by color, to simplify your selection process.

GOOD

OCCASIONAL USERS

Oregon makes safe, affordable, simple to use, and high quality products for people who only need to occasionally use a brushcutter.

BETTER

FREQUENT USERS

Landscapers and homeowners who regularly tend land and gardens prize simplicity and reliability.

Oregon makes safe, reliable, and simple to use products that also work for a larger range of applications (everything from short grass to tall weeds and more).

BEST

PROFESSIONAL USERS

Professional landscapers require products designed for the demands of their tough professions. Oregon makes products that are strong, durable, and reliable, and our state-of-the-art innovations promote a long lifespan.

You demand top performance from your tools. Oregon trimmer lines, heads and blades are designed to make your work day easier and more efficient - for every environment imaginable.

Grass Cutting Systems: Trimmer Lines and Heads; Brushcutter Blades

Every garden and every piece of land is different. That is why Oregon® has created a wide range of trimmer lines, heads and brushcutter blades, offering something to keep everyone happy. From the small “Tap & Go” head to highly resistant nylon lines for professionals, it covers everything needed to bring out the best in your garden and make it unique.

Trimmer Lines

The Oregon® trimmer line range can be listed in two categories:

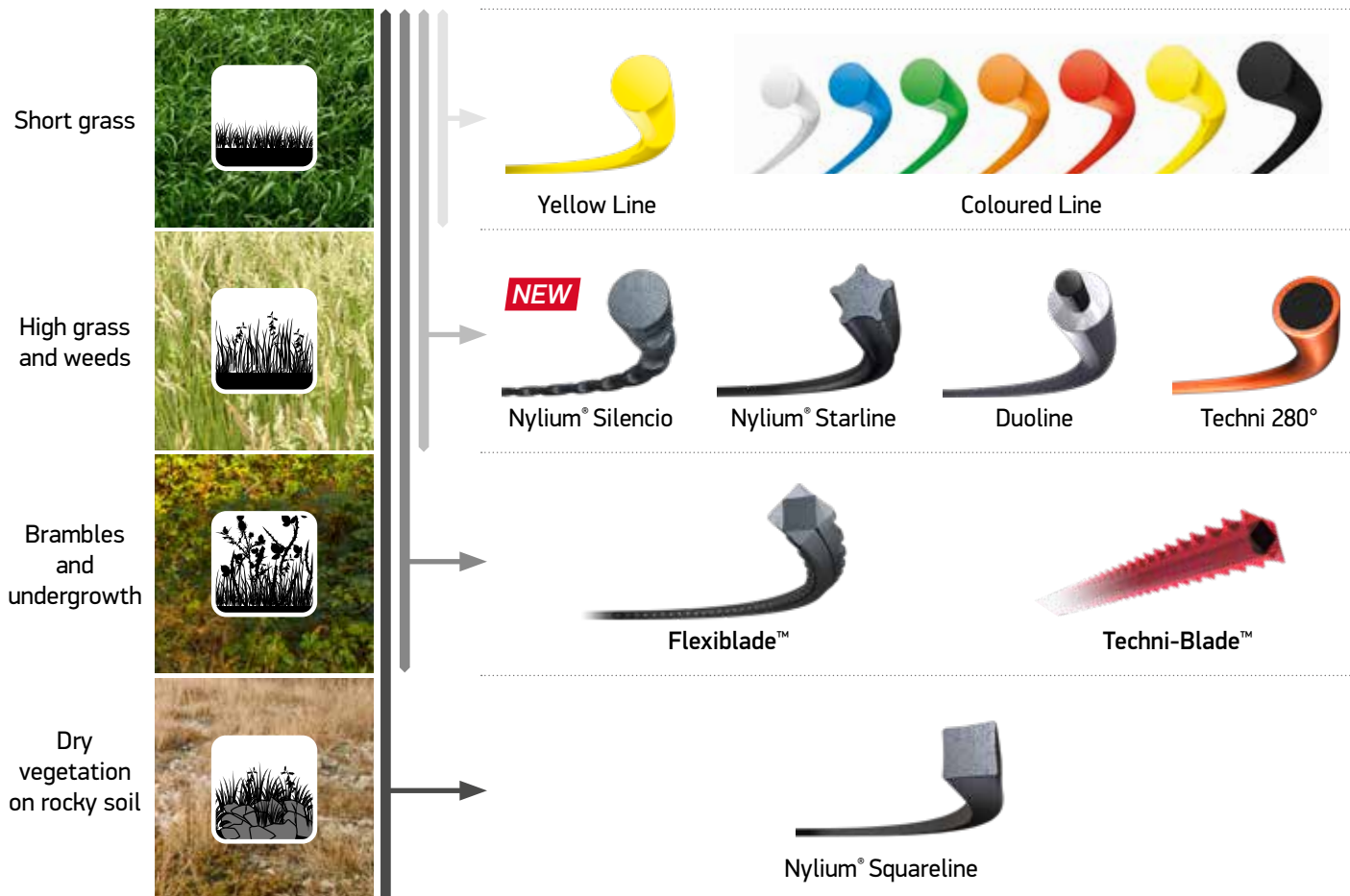
Monofilament trimmer lines easily trim grass and cut through high weeds because they are manufactured from a mixture of copolymers. Yellow Line, Coloured Line, Nylium®.

Co-extruded trimmer lines cut through a variety of vegetation. These line types offer users multiple options because of the unique composition of the line cores, embedded materials, and outer skins.

As a result, Oregon co-extruded lines have strong wear resistance for higher performance.

Oregon® offers also three different profiles:

- Round, for simple and efficient cutting
- ★ Star-shaped, for clean and precise cutting
- Square / Toothed, for power and efficiency in denser vegetation



see all Trimmer Line information on pages 11 to 22

String trimmer - Brushcutter heads

Oregon heads are adaptable for most string trimmer and brushcutters (supplied with washers or adapters).

We offer two categories:



Manual heads come pre-filled with trimmer line. Once you have used up the line, manually reload the head.



Tap & Go heads automatically reload trimmer line. Gently tapping the head onto the ground at full throttle will activate the automatic line feeding feature.

Brushcutter blades

Oregon universal brushcutter blades deliver convenience, because they fit *all* brushcutters.


These European-made steel blades are available in several cutting styles (from two to eight teeth) for all vegetation and soil conditions.

Our brushcutter blades meet all safety and performance requirements, letting you work comfortably and efficiently.



One For All red blades (supplied with an adapter) are designed for greater visibility in dense vegetation

Standard black blades are also available in our range.



see all Heads information on pages 23 to 32

see all Brush cutter blades information on pages 33 to 37

New Packaging, New Labels

Easier than ever to select what you need

Oregon's new packaging and labels make it easier for you to select the best nylon lines for your string trimmer / brushcutter.

Our new labelling system displays simpler icons for garden and landscaping applications.

All products feature convenient rating levels so you can decide which products meet your specific needs.



APPLICATIONS

The type of vegetation you can cut is clearly marked on each product.



Low grass



High grass & weeds



Brambles



Rocky soil


FEATURES

Each product clearly displays design features.

Neat Cut



Ideal for



Fence


Saw effect



Abrasion & Breakage Resistance




Energy Consumption



Noise



Heat resistance



Battery Tools



< 36 volts

Battery Tools



≥ 36 volts

RATING

Key features are rated on a 1 to 5 scale (1 is the lowest; 5 is the highest)



NEW

Nylium[®] Silencio Line

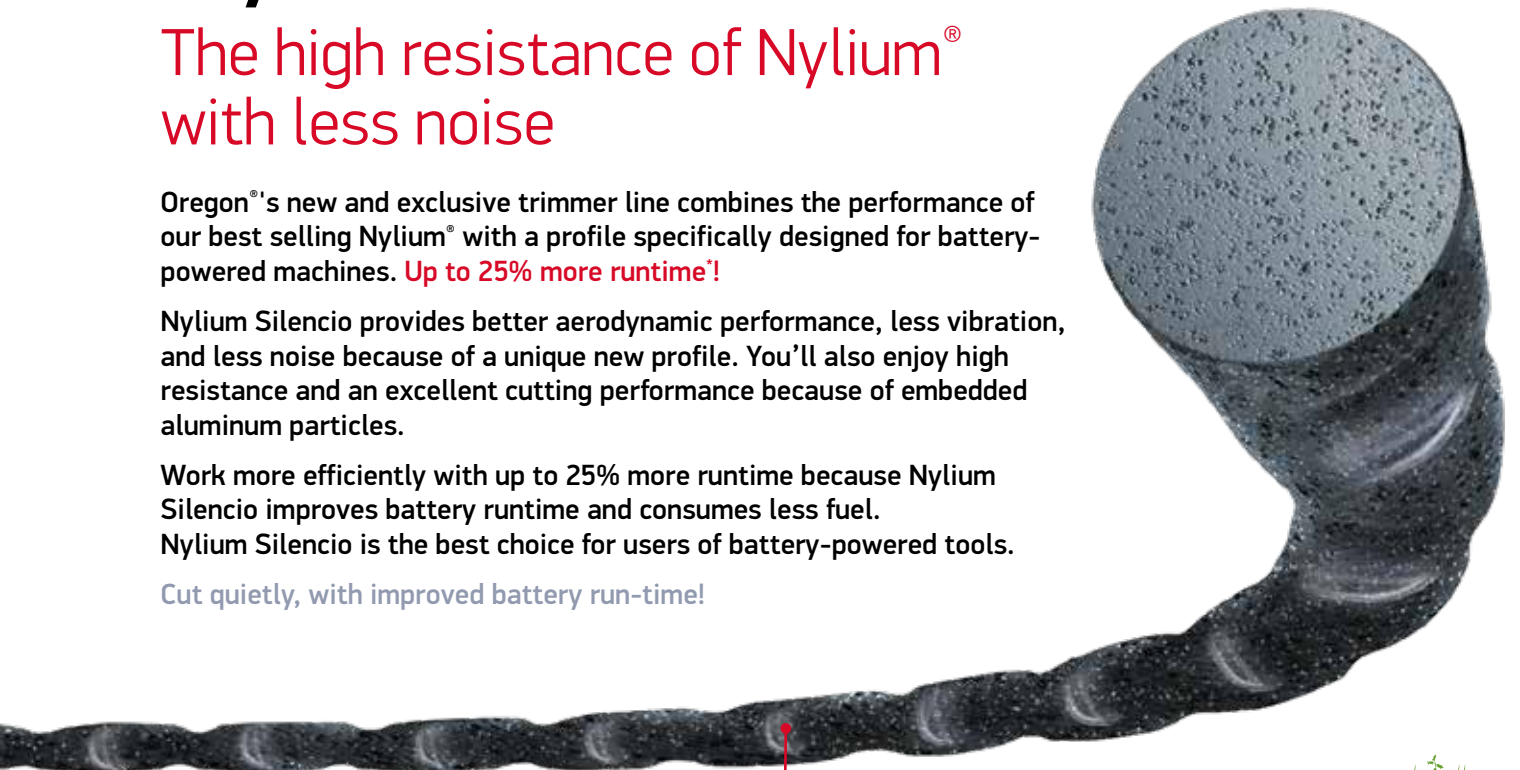
The high resistance of Nylium[®] with less noise

Oregon[®]'s new and exclusive trimmer line combines the performance of our best selling Nylium[®] with a profile specifically designed for battery-powered machines. **Up to 25% more runtime!**

Nylium Silencio provides better aerodynamic performance, less vibration, and less noise because of a unique new profile. You'll also enjoy high resistance and an excellent cutting performance because of embedded aluminum particles.

Work more efficiently with up to 25% more runtime because Nylium Silencio improves battery runtime and consumes less fuel. Nylium Silencio is the best choice for users of battery-powered tools.

Cut quietly, with improved battery run-time!



Excellent aerodynamic properties

High resistance and excellent performance from aluminum particles



Low grass



High grass & weeds



Applications

This line has been designed to meet battery-powered tool users' needs, but is also suited to petrol trimmers and brushcutters with the advantage of a lower fuel consumption

- For battery-powered string trimmers, Oregon recommends diameters from 1.6 mm to 2.4 mm (for low and high grass).
- For petrol trimmers / brushcutters, Oregon recommends diameters from 2.4mm to 3.5mm (for heavy/thick grass and weeds).



Specifically designed for battery tools



High resistance to abrasion: stronger & longer lifespan



Low-noise for a comfortable and healthy cut: up to 10% less noise than traditional round and square profiles



Less energy consumption: Improves battery run time. **Up to 25% more runtime*** Less fuel consumption for petrol brushcutters



OREGON	⊖	⊙		
800001	1.6 mm	15 m	 < 36 volts	
800002	2.0 mm	15 m		
800009	2.0 mm	126 m		
800003	2.4 mm	15 m		
800010	2.4 mm	87 m		
800014	2.4 mm	240 m		
800004	2.7 mm	15 m	 ≥ 36 volts and petrol	
800011	2.7 mm	69 m		
800016	2.7 mm	140 m		
800018	2.7 mm	280 m		
800005	3.0 mm	15 m		
800012	3.0 mm	56 m		
800017	3.0 mm	120 m		
800019	3.0 mm	224 m		
800013	3.5 mm	40 m		
				Small Donut
				Small Donut
				Donut
				Small Donut
			Donut	
			Donut	
			Spool	
			Small Donut	
			Donut	
			Spool	
			Spool	
			Small Donut	
			Donut	
			Spool	
			Spool	
			Donut	

See all lengths available p18

* according to Oregon Tool test results.

Yellow Line


High-quality nylon for a long lifespan

- Professional grade trimmer line: high-quality nylon for a long lifespan
- Suitable for all trimmer heads
- Round, square and star-shaped profiles
- Available in diameters from 1.3 mm to 4.5 mm, and in different lengths and packaging configurations




Low grass




Yellow Roundline 



OREGON		
69-350-Y	1.7	15m
69-356-Y	2.0	15m
69-362-Y	2.4	15m
69-380-Y	2.7	15m
69-368-Y	3.0	15m
69-358-Y	2.0	127m
69-364-Y	2.4	88m
69-382-Y	2.7	70m
69-370-Y	3.0	56m
69-376-Y	3.5	41m
69-387-Y	4.0	32m
69-365-Y	2.4	264m
69-383-Y	2.7	209m
69-371-Y	3.0	169m
69-377-Y	3.5	124m
69-373-Y	3.0	240m
69-388-Y	4.0	95m

NEW

Yellow Starline 

OREGON		
69-440-Y	1.7	15m
69-446-Y	2.0	15m
69-452-Y	2.4	15m
69-430-Y	2.7	15m
69-458-Y	3.0	15m
69-448-Y	2.0	155m
69-454-Y	2.4	111m
69-432-Y	2.7	92m
69-460-Y	3.0	71m
69-455-Y	2.4	332m
69-461-Y	3.0	212m

Yellow Square Line 

OREGON		
69-406-Y	2.0	15m
69-412-Y	2.4	15m
69-414-Y	2.4	75m
69-420-Y	3.0	48m
69-478-Y	4.0	32m
69-415-Y	2.4	225m
69-421-Y	3.0	144m
69-479-Y	4.0	95m

See all lengths available p13-15



OREGON®

Trimmer Lines



Colored line - Pro-Grade

- Professional quality cutting line: high-quality nylon for a long service life
- Suitable for all trimmer heads
- One colour per diameter, for quick and easy selection from 1.3mm to 3.0mm
- Universal round profile: power, clean cut and durability
- Available in 15 m (blister), between 56m and 127m (donuts)



SHAPE	OREGON	DIAMETER	LENGTH	LOW GRASS	HIGH GRASS	ROCKY SOILS	BRAMBLES	WEAR RESISTANCE	NOISE LEVEL	ENERGY CONSUMPTION	PACKAGING	
○	69-482-CL	1.3mm	15m	✓				2	2	1	Blister	144
●	69-350-BL	1.7mm	15m	✓				2	2	1	Blister	144
●	69-356-GR	2.0mm	15m	✓				2	2	2	Blister	144
●	69-362-OR	2.4mm	15m	✓	✓			2	2	2	Blister	72
●	69-380-RD	2.7mm	15m	✓	✓			2	2	2	Blister	72
●	69-368-YE	3.0mm	15m	✓	✓	✓		2	2	3	Blister	72
●	69-390-BK	3.5mm	15m	✓	✓	✓		2	2	3	Blister	72
●	69-364-OR	2.4mm	88m	✓	✓			2	2	2	Donut	32
●	69-382-RD	2.7mm	70m	✓	✓			2	2	2	Donut	32
●	69-370-YE	3.0mm	56m	✓	✓	✓		2	2	3	Donut	32





Yellow line - Pro-Grade - Star

- Professional quality cutting line: high-quality nylon for a long service life
- Suitable for all trimmer heads
- Star-shaped profile
- Available in diameters from 1.7 mm to 3.0 mm, in different lengths and packaging configurations



SHAPE	OREGON	DIAMETER	LENGTH	LOW GRASS	HIGH GRASS	ROCKY SOILS	BRAMBLES	WEAR RESISTANCE	NOISE LEVEL	ENERGY CONSUMPTION	PACKAGING	
★	69-440-Y	1.7mm	15m	✓				2	3	2	Hanger	216
★	69-446-Y	2.0mm	15m	✓				2	3	2	Hanger	180
★	69-448-Y	2.0mm	1LB/155m	✓				2	3	2	Donut	32
★	69-452-Y	2.4mm	15m	✓				2	3	2	Hanger	180
★	69-454-Y	2.4mm	1LB/111m	✓				2	3	2	Donut	32
★	69-455-Y	2.4mm	3LB/332m	✓				2	3	2	Spool	12
★	69-430-Y	2.7mm	15m	✓	✓			2	3	2	Hanger	135
★	69-432-Y	2.7mm	1LB/92m	✓	✓			2	3	2	Donut	32
★	69-458-Y	3.0mm	15m	✓	✓			2	3	3	Hanger	135
★	69-460-Y	3.0mm	1LB/71m	✓	✓			2	3	3	Donut	32
★	69-461-Y	3.0mm	3LB/212m	✓	✓			2	3	3	Spool	12

Yellow line - Pro-Grade - Round

- Professional quality cutting line: high-quality nylon for a long service life
- Suitable for all trimmer heads
- Round-shaped profiles
- Available in diameters from 1.7 mm to 4.5 mm, in different lengths and packaging configurations



SHAPE	OREGON	DIAMETER	LENGTH	LOW GRASS	HIGH GRASS	ROCKY SOILS	BRAMBLES	WEAR RESISTANCE	NOISE LEVEL	ENERGY CONSUMPTION	PACKAGING	
●	69-350-Y	1.7mm	15m	✓				2	2	1	Hanger	216
●	69-356-Y	2.0mm	15m	✓				2	2	2	Hanger	180
●	69-358-Y	2.0mm	1LB/127m	✓				2	2	2	Donut	32
●	69-362-Y	2.4mm	15m	✓	✓			2	2	2	Hanger	180
●	69-364-Y	2.4mm	1LB/88m	✓	✓			2	2	2	Donut	32
●	69-365-Y	2.4mm	3LB/264m	✓	✓			2	2	2	Spool	12
●	69-380-Y	2.7mm	15m	✓	✓			2	2	2	Hanger	135
●	69-382-Y	2.7mm	1LB/70m	✓	✓			2	2	2	Donut	32
●	69-383-Y	2.7mm	3LB/209m	✓	✓			2	2	2	Spool	12
●	69-368-Y	3.0mm	15m	✓	✓	✓		2	2	3	Hanger	135
●	69-370-Y	3.0mm	1LB/56m	✓	✓	✓		2	2	3	Donut	32
●	69-371-Y	3.0mm	3LB/169m	✓	✓	✓		2	2	3	Spool	12
●	69-376-Y	3.5mm	1LB/41m	✓	✓	✓		2	2	3	Donut	32
●	69-377-Y	3.5mm	3LB/124m	✓	✓	✓		2	2	3	Spool	12
●	69-387-Y	4.0mm	1LB/32m	✓	✓	✓		2	2	4	Donut	32
●	69-388-Y	4.0mm	3LB/95m	✓	✓	✓		2	2	4	Spool	12

Yellow line - Pro-Grade - Square

- Professional quality cutting line: high-quality nylon for a long service life
- Suitable for all trimmer heads
- Square-shaped profiles
- Available in diameters from 2.0mm to 4.5mm, in different lengths and packaging configurations



SHAPE	OREGON	DIAMETER	LENGTH	LOW GRASS	HIGH GRASS	ROCKY SOILS	BRAMBLES	WEAR RESISTANCE	NOISE LEVEL	ENERGY CONSUMPTION	PACKAGING	
	69-406-Y	2.0mm	15m	✓	✓			2	4	3	Hanger	135
	69-412-Y	2.4mm	15m	✓	✓			2	4	3	Hanger	135
	69-414-Y	2.4mm	1LB/75m	✓	✓			2	4	3	Donut	32
	69-415-Y	2.4mm	3LB/225m	✓	✓			2	4	3	Spool	12
	69-420-Y	3.0mm	1LB/48m	✓	✓	✓		2	4	3	Donut	32
	69-421-Y	3.0mm	3LB/144m	✓	✓	✓		2	4	3	Spool	12
	69-478-Y	4.0mm	1LB/32m	✓	✓	✓		2	4	4	Donut	32
	69-479-Y	4.0mm	3LB/95m	✓	✓	✓		2	4	4	Spool	12

Nylium® Starline® - for precise cuts

- Nylium embedded aluminium particles increase the line conductivity and cool down properties
- Outstanding resistance to breakage at the head eyelets
- High resistance to line welding inside heads
- Available in diameters from 1.3 mm to 3.3 mm, and in different lengths and packaging configurations
- The star shape cuts grass neatly for a splendid green lawn
- The star shape reduces engine drag compared with standard round shape line



SHAPE	OREGON	DIAMETER	LENGTH	LOW GRASS	HIGH GRASS	ROCKY SOILS	BRAMBLES	WEAR RESISTANCE	NOISE LEVEL	ENERGY CONSUMPTION	PACKAGING	
★	533744	1.3mm	15m	✓				3	3	2	Donut	42
★	533745	1.6mm	15m	✓				3	3	2	Donut	42
★	581222	2.0mm	15m	✓				3	3	2	Donut	42
★	110985E	2.4mm	15m	✓	✓			3	3	3	Donut	42
★	559054	2.7mm	15m	✓	✓			3	3	3	Donut	30
★	110986E	3.0mm	15m	✓	✓	✓		3	3	3	Donut	30
★	104883E	2.4mm	90m	✓	✓			3	3	3	Donut	8
★	110987E	2.7mm	70m	✓	✓			3	3	3	Donut	8
★	104884E	3.0mm	60m	✓	✓	✓		3	3	3	Donut	8
★	104885E	2.4mm	360m	✓	✓			3	3	3	Spool	8
★	559055	2.7mm	280m	✓	✓			3	3	3	Spool	8
★	104886E	3.0mm	240m	✓	✓	✓		3	3	3	Spool	8
★	106361E	3.3mm	200m	✓	✓	✓		3	3	3	Spool	8



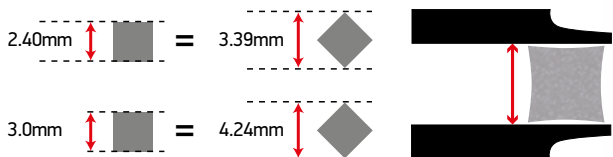
Nylium[®] Square Line - for Performance cuts

- Better conductivity thanks to aluminium particles
- High resistance to breakage at the head eyelet
- Rugged square profile for use on dry vegetation on rocky ground
- Up to 27% greater efficiency than its round equivalent
- Available in diameters from 2.4 mm to 4.0 mm, and in different lengths and packaging configurations



+27%

Rugged square shape offers 27% more working nylon material versus the round equivalent (27% more weight per meter)



SHAPE	OREGON	DIAMETER	LENGTH	LOW GRASS	HIGH GRASS	ROCKY SOILS	BRAMBLES	WEAR RESISTANCE	NOISE LEVEL	ENERGY CONSUMPTION	PACKAGING	
■	109521E	2.4mm	60m	✓	✓			4	4	3	Donut	8
■	109522E	3.0mm	40m	✓	✓	✓		4	4	3	Donut	8
■	539165	3.5mm	30m	✓	✓	✓	✓	4	4	4	Donut	8
■	539166	4.0mm	22m	✓	✓	✓	✓	4	4	4	Donut	8
■	109523E	2.4mm	245m	✓	✓			4	4	3	Spool	8
■	109524E	3.0mm	150m	✓	✓	✓		4	4	3	Spool	8
■	295314E	3.75mm	100m	✓	✓	✓	✓	4	4	4	Spool	8
■	581221	4.0mm	81m	✓	✓	✓	✓	4	4	4	Spool	8
■	295371E	2.55mm	42cm	✓	✓			4	4	3	Precut x100	35
■	295372E	3.75mm	42cm	✓	✓	✓	✓	4	4	4	Precut x50	35
■	514820	3.75mm	42cm	✓	✓	✓	✓	4	4	4	Precut x220	8

Nylium® Silencio Line - for Extended battery Usage

- Low-noise for a comfortable and healthy cut
- High resistance to abrasion: stronger, longer lifespan, less investment.
- Embedded aluminum particles improve the line's conductivity, reducing line breakage and line welding in the head.
- Battery energy saving: the battery lasts longer. **Up to 25% more runtime**
- Less fuel consumption for petrol brush cutters.



SHAPE	OREGON	DIAMETER	LENGTH	LOW GRASS	HIGH GRASS	ROCKY SOILS	BRAMBLES	WEAR RESISTANCE	NOISE LEVEL	ENERGY CONSUMPTION	PACKAGING		BATTERY / PETROL
●	800001	1.6mm	15m	✓				3	1	1	Donut	42	≤36V
●	800002	2mm	15m	✓				3	1	1	Donut	42	≤36V
●	800003	2.4mm	15m	✓	✓			3	1	1	Donut	42	≤36V
●	800004	2.7mm	15m	✓	✓			3	1	1	Donut	30	>36V
●	800005	3mm	15m	✓	✓	✓		3	1	1	Donut	30	>36V
●	800006	1.6mm	15+5m	✓				3	1	1	Donut PROMO PACK	42	≤36V
●	800008	2mm	15+5m	✓				3	1	1	Donut PROMO PACK	42	≤36V
●	800009	2mm	126m	✓				3	1	1	Donut	8	≤36V
●	800010	2.4mm	87m	✓	✓			3	1	1	Donut	8	≤36V
●	800011	2.7mm	69m	✓	✓			3	1	1	Donut	8	>36V
●	800012	3mm	56m	✓	✓	✓		3	1	1	Donut	8	Petrol
●	800013	3.5mm	40m	✓	✓	✓		3	1	1	Donut	8	Petrol
●	800014	2.4mm	240m	✓	✓			3	1	1	Spool	8	≤36V
●	800016	2.7mm	140m	✓	✓			3	1	1	Spool	8	>36V
●	800017	3mm	120m	✓	✓	✓		3	1	1	Spool	8	Petrol
●	800018	2.7mm	280m	✓	✓			3	1	1	Spool	8	>36V
●	800019	3mm	224m	✓	✓	✓		3	1	1	Spool	8	Petrol





Duoline - Strength and Flexibility

- Its composition - 30% rigid carbon core, and 70% more flexible outer skin - enables it to more easily absorb shocks, and reduce the risk of breakages at the eyelet.
- Available in diameters from 2.4 mm to 4.0 mm, and in different lengths and packaging configurations.



SHAPE	OREGON	DIAMETER	LENGTH	LOW GRASS	HIGH GRASS	ROCKY SOILS	BRAMBLES	WEAR RESISTANCE	NOISE LEVEL	ENERGY CONSUMPTION	PACKAGING	
●	591609	2.0mm	15m	✓				3	2	2	Donut	42
●	295367E	2.4mm	15m	✓	✓			3	2	2	Donut	42
●	295368E	3.0mm	15m	✓	✓	✓		3	2	3	Donut	30
●	106501E	2.4mm	90m	✓	✓			3	2	2	Donut	8
●	545828	2.7mm	70m	✓	✓			3	2	2	Donut	8
●	106502E	3.0mm	60m	✓	✓	✓		3	2	3	Donut	8
●	533742	3.5mm	40m	✓	✓	✓	✓	3	2	3	Donut	8
●	533743	4.0mm	30m	✓	✓	✓	✓	3	2	4	Donut	8
●	106503E	2.4mm	180m	✓	✓			3	2	2	Spool	8
●	545829	2.7mm	140m	✓	✓			3	2	2	Spool	8
●	106504E	3.0mm	120m	✓	✓	✓		3	2	3	Spool	8
●	581219	3.5mm	84m	✓	✓	✓	✓	3	2	3	Spool	8
●	581220	4.0mm	64m	✓	✓	✓	✓	3	2	4	Spool	8



Techni 280° - Performance and Heat Resistance


- Up to 30 % more robust than the standard round line.
- Extremely resistant to notching and wear
- High melting point >280°: Lower breakage risk, and prevents the line from sticking inside the head
- Available in diameters from 2.5 mm to 3.0 mm, and in different lengths and packaging configurations



SHAPE	OREGON	DIAMETER	LENGTH	LOW GRASS	HIGH GRASS	ROCKY SOILS	BRAMBLES	WEAR RESISTANCE	NOISE LEVEL	ENERGY CONSUMPTION	PACKAGING	
●	564844	2.5mm	15m	✓	✓	✓		4	2	3	Donut	42
●	564843	2.7mm	15m	✓	✓	✓	✓	4	2	3	Donut	30
●	564842	3.0mm	15m	✓	✓	✓	✓	4	2	4	Donut	30
●	545819	2.5mm	81m	✓	✓	✓		4	2	3	Donut	8
●	545820	2.7mm	70m	✓	✓	✓	✓	4	2	3	Donut	8
●	545821	3.0mm	56m	✓	✓	✓	✓	4	2	4	Donut	8
●	545822	2.5mm	324m	✓	✓	✓		4	2	3	Spool	8
●	545823	2.7mm	280m	✓	✓	✓	✓	4	2	3	Spool	8
●	545824	3.0mm	224m	✓	✓	✓	✓	4	2	4	Spool	8

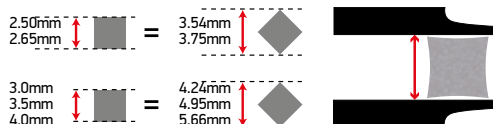
Flexi-Blade™ - For Highly Demanding Applications

- Composition - 50% flexible core and 50% reinforced outer skin, this co-extruded line offers outstanding performance and durability.
- Silent and aerodynamic profile (low fuel consumption)
- Designed for Jet-Fit™ aluminium heads
- High melting point 255°c
- Up to 27% greater efficiency than its round equivalent
- Reinforced surface and aggressive teeth for exceptional performance
- Available in diameters from 2.5 mm to 4.0 mm, and in different lengths and packaging configurations



+27%

Rugged square shape offers 27% more working nylon material versus the round equivalent (27% more weight per meter)



SHAPE	OREGON	DIAMETER	LENGTH	LOW GRASS	HIGH GRASS	ROCKY SOILS	BRAMBLES	WEAR RESISTANCE	NOISE LEVEL	ENERGY CONSUMPTION	PACKAGING	
	111112E	2.5mm	26cm	✓	✓			5	4	3	Precut x50pc	40
	111114E	3.0mm	26cm	✓	✓		✓	5	4	4	Precut x35pc	40
	111115E	3.5mm	26cm	✓	✓		✓	5	4	4	Precut x25pc	40
	111116E	4.0mm	26cm	✓	✓		✓	5	4	4	Precut x20pc	40
	111080E	2.5mm	53m	✓	✓			5	4	3	Donut	8
	111081E	2.7mm	47m	✓	✓			5	4	3	Donut	8
	111082E	3.0mm	37m	✓	✓		✓	5	4	4	Donut	8
	111084E	3.5mm	27m	✓	✓		✓	5	4	4	Donut	8
	111085E	4.0mm	21m	✓	✓		✓	5	4	4	Donut	8
	111086E	2.5mm	281m	✓	✓			5	4	3	Spool	8
	111087E	2.7mm	250m	✓	✓			5	4	3	Spool	8
	111088E	3.0mm	195m	✓	✓		✓	5	4	4	Spool	8
	111090E	3.5mm	143m	✓	✓		✓	5	4	4	Spool	8
	111091E	4.0mm	110m	✓	✓		✓	5	4	4	Spool	8

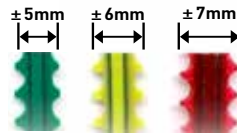
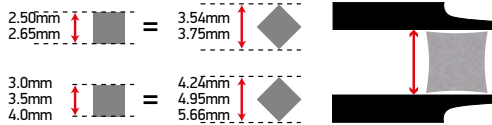
Techni-Blade™ - Precision, Durability and Speed

- Designed for Jet-Fit™ aluminium heads 111110 and 111111
- Composition - 50% flexible core and 50% reinforced outer skin, this co-extruded line offers outstanding performance and durability.
- Silent and aerodynamic profile (low fuel consumption)
- High melting point >255°
- As sharp as a blade, pinch-hardened teeth for outstanding efficiency
- Available in precut 26cm pieces and 5.0mm, 6.0mm and 7.0mm sizes



+27%

Rugged square shape offers 27% more working nylon material versus the round equivalent (27% more weight per meter)




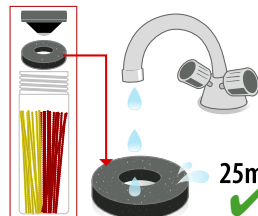
SHAPE	OREGON	DIAMETER	LENGTH	LOW GRASS	HIGH GRASS	ROCKY SOILS	BRAMBLES	WEAR RESISTANCE	NOISE LEVEL	ENERGY CONSUMPTION	PACKAGING	
	539174	7.0mm	26cm	✓	✓		✓	5	4	4	Precut x 40pc	66
	539175	6.0mm	26cm	✓	✓		✓	5	4	4	Precut x 50pc	66
	539176	5.0mm	26cm	✓	✓		✓	5	4	4	Precut x 70pc	66
	525243	6.0mm	26cm	✓	✓		✓	5	4	4	Precut x 205pc	12
	525244	7.0mm	26cm	✓	✓		✓	5	4	4	Precut x 155pc	12
	525242 Jet-Fit™ head + Techni blade™ Kit	5.0mm + 7.0mm	26cm	✓	✓		✓	5	4	4	Precut x 155pc	6



TECH TIP

Keep Techni-Blade™ in its original package and make sure the sponge is always wet and the tube closed.

Do not store in over-heated, dry places.



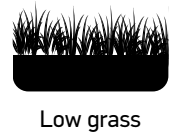
OREGON®

Trimmer Heads





GOOD




Mini tap and go heads

- Two-line Tap and Go heads to fit most popular bent shaft trimmers : STIHL®, MC CULLOCH®, RYOBI® and HOMELITE®
- Model Q111140 fits STIHL® FS38, 40, 45, 50 and FSE60, 81
- Fitted with OREGON® 2.0mm trimmer line

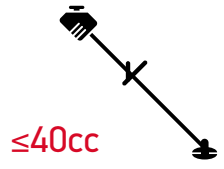
PRODUCT NAME	OREGON	SPECIFICATIONS			
Q111140		for STIHL® FS 38, FS 40, FS 45, FS 50, FSE 60, FSE 81			
Q111139		for MCCULLOCH®			
Q111138		for RYOBI®		 ≤2.4mm	
Q111137		for HOMELITE®			
295294		replacement knob for Q111137 & Q111138			

Mini tap & go head





GOOD



Low grass






High grass & weeds

MANUAL



Standard manual heads

- Extended eyelets to prevent premature line breakage
- To be mounted with bolts
- Fitted with Nylum Starline 2.4 mm

PRODUCT NAME	OREGON	SPECIFICATIONS			
--------------	--------	----------------	--	---	---

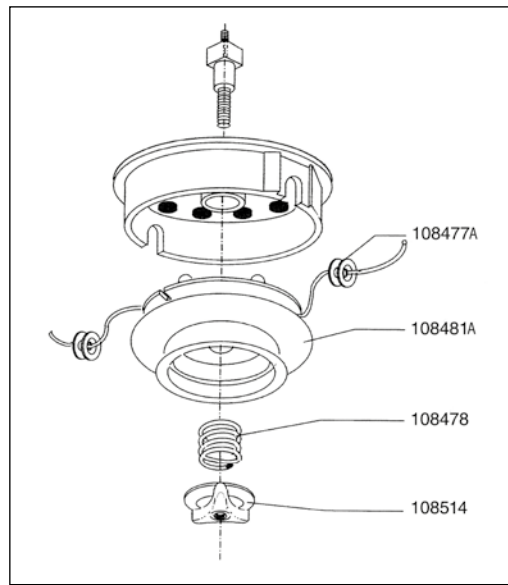
Standard Manual Heads

- 108461A**
 - 2-Line standard manual head
 - Requires a bolt to be mounted on trimmer or brushcutter
- 110982A**
 - (Bolt not included - refer to bolt list below)
 - 110982A with protruding studs

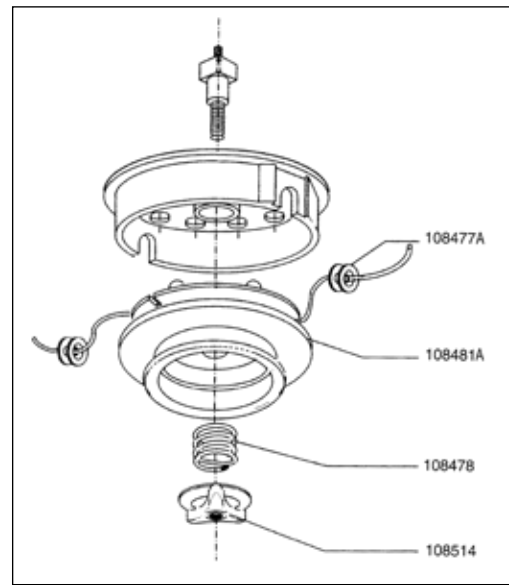


● ★
≤3mm

8



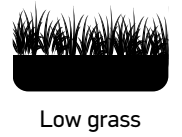
108461A



110982A








GOOD



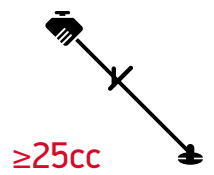
Jet-Fit™ Mini head

- For bent shaft trimmers
- Supplied with bolts and nuts to fit most trimmers
- Low profile – neatly cuts grass close to the ground
- Easy to fit
- For round and star profile nylon line from 1.3mm to 2.4mm
- Uses 20 cm precut pieces
- Delivered with four pre-cut pieces of Trimmer line

PRODUCT NAME	OREGON	SPECIFICATIONS			
Jet-Fit Mini Head	552697	<ul style="list-style-type: none"> • Universal load-n-go • Uses 20 cm precut pieces • Supplied with 4 precut pieces of trimmer line • Supplied with bolts and nuts to fit most trimmers 		 1.3 → 2.4 mm	24



BETTER



Low grass



High grass & weeds



Easy Load



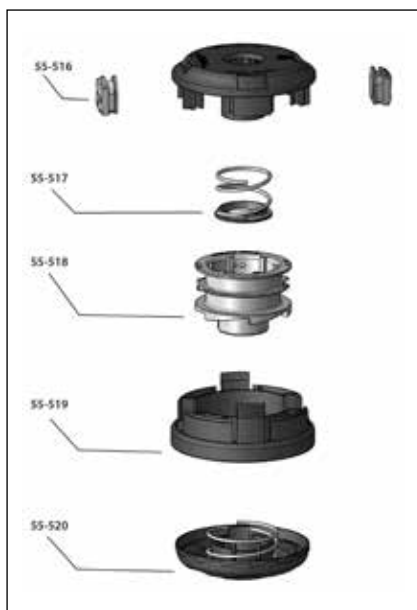
Easy Fit



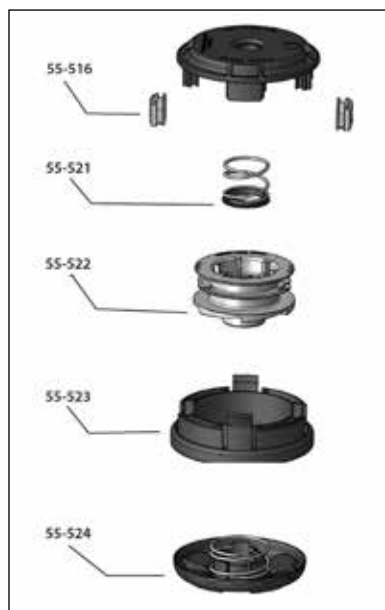
Lightning Load™ heads

- Fits 90% of brushcutters
- Heavy duty heads for intensive use
- High loading capacity
- Easy fit; no need to disassemble head for mounting
- Adaptor fitting significantly reduces vibrations
- Delivered with Techni 280°
- OREGON® exclusive

PRODUCT NAME	OREGON	SPECIFICATIONS				
Lightning Load™ heads	559060	<ul style="list-style-type: none"> • Diameter 109mm • Fit most ≤33cc brushcutters • Delivered with 4 adaptors 		<ul style="list-style-type: none"> M8 x 1.25 LHM M8 x 1.25 LHF M10 x 1.25 LHF M10 x 1 LHF 	<ul style="list-style-type: none"> ●★ ≤3 mm ■ <3 mm 	12
	559059	<ul style="list-style-type: none"> • Diameter 130mm • Fit most >33cc brushcutters • Delivered with 4 adaptors 		<ul style="list-style-type: none"> M10 x 1.25 LHF M10X 1 LHF M12 x 1.5 LHF M8 x 1.25 LHM 	<ul style="list-style-type: none"> ●★ ≤4 mm ■ <3.5 mm 	12

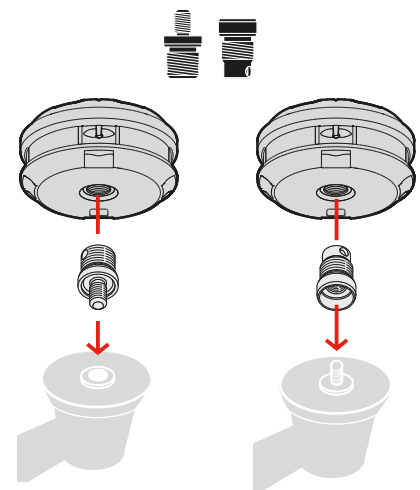


559060



559059

Mounting





BETTER



Low grass



High grass & weeds



Easy Load



Easy Fit

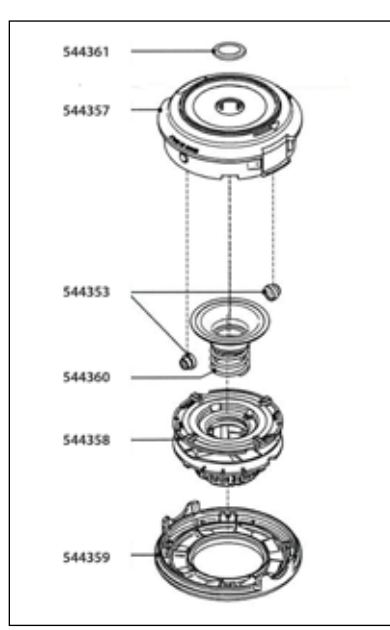


Boltless Universal heads

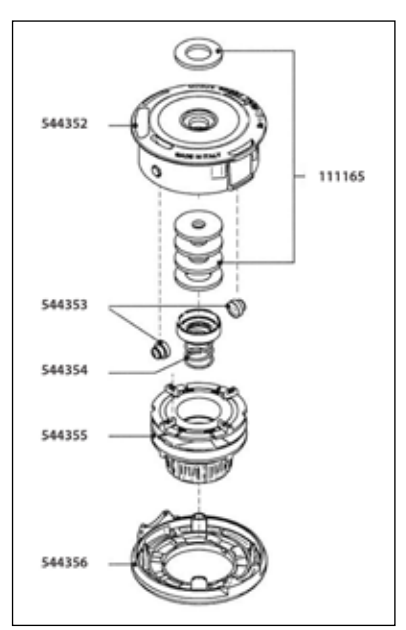
- Fits most brushcutters
- Heavy duty heads for intensive use
- Durable aluminium knob (539137 only)
- Wear resistant brass eyelet
- OREGON® exclusive

PRODUCT NAME	OREGON	SPECIFICATIONS			
Boltless Universal Head	539138	<ul style="list-style-type: none"> • Diameter 109 mm • Fit most ≤33cc brushcutters (washers included) 		<ul style="list-style-type: none"> • ≤2.4mm 	12
	539137	<ul style="list-style-type: none"> • Diameter 130 mm • Fit most >33cc brushcutters. Mounts like a blade with no washers Durable aluminium knob 		<ul style="list-style-type: none"> • ≤3mm 	12

Mounts like a blade, no bolts



539137



539138



110980

Aluminium fixed line head

- Fits most straight shaft trimmers (washers included)
- Delivered with 42 cm pre-cut square Nylium® (2.55mm and 3.75mm)
- Designed to carry two or four double pieces of preformed square Nylium® line

PRODUCT NAME	OREGON			
--------------	---------------	--	--	--

Aluminium Fixed line head

110980



2.55mm or 3.75mm only

40

Nylium® Square Line

High performing trimmer line, recommended for head 110980
See page 17 for more informations.

SHAPE	OREGON		LENGTH		
■	295371E	2.55mm	42cm	Precut x100	35
■	295372E	3.75mm	42cm	Precut x50	35
■	514820	3.75mm	42cm	Precut x220	8



BETTER

≥25cc



High grass & weeds



Rocky soil



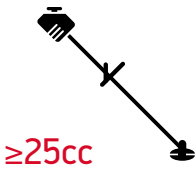
MANUAL

RECOMMENDED USE

	2,55mm	3,75mm		
≤ 35cc	✓			
36cc - 40cc	✓	✓		
41cc - 45cc	✓	✓	✓	
≥ 46cc	✓	✓	✓	✓



BEST



Low grass



High grass & weeds



Brambles



Rocky soil

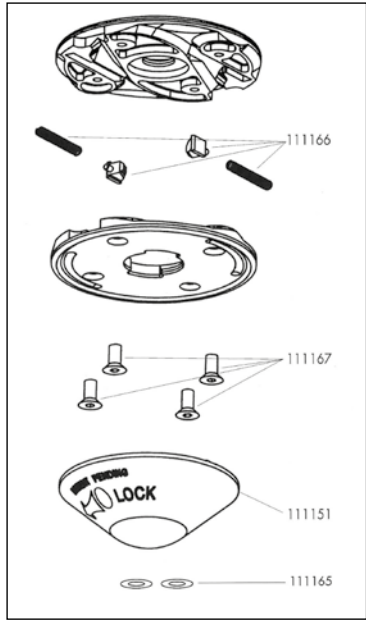
Aluminium Jet-Fit™ heads

- Fits most straight shaft trimmers ≥ 25cc (washers included)
- Two models: two lines and four line heads
- Easy load precut lines
- Designed for intensive use
- Supplied with Flexiblade™ precut lines (3mm and 4mm)

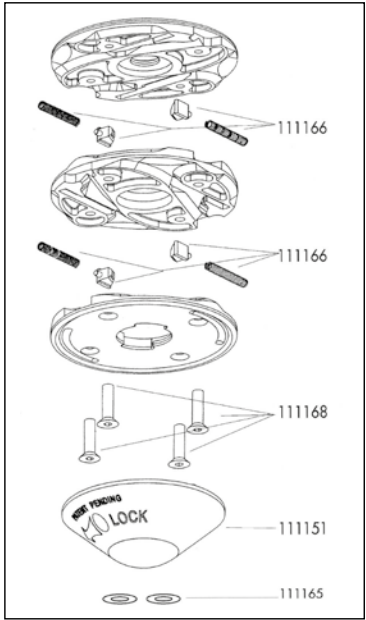


MANUAL

PRODUCT NAME	OREGON	SPECIFICATIONS			
Aluminium Jet-Fit™ heads	111110	<ul style="list-style-type: none"> • Two-line Aluminium head • Fit most ≥25cc brushcutters 			30
	111111	<ul style="list-style-type: none"> • Four-line Aluminium head • Fit most ≥40cc brushcutters 			
Aluminium Jet-Fit™ Contractor pack	539167	<ul style="list-style-type: none"> • 7x Contractor pack (2-line head) • Fit most ≥25cc brushcutters 			6
	539168	<ul style="list-style-type: none"> • 5x Contractor pack (4-line head) • Fit most ≥40cc brushcutters 			
	111151	Metal Reinforced bumper available as replacement only			

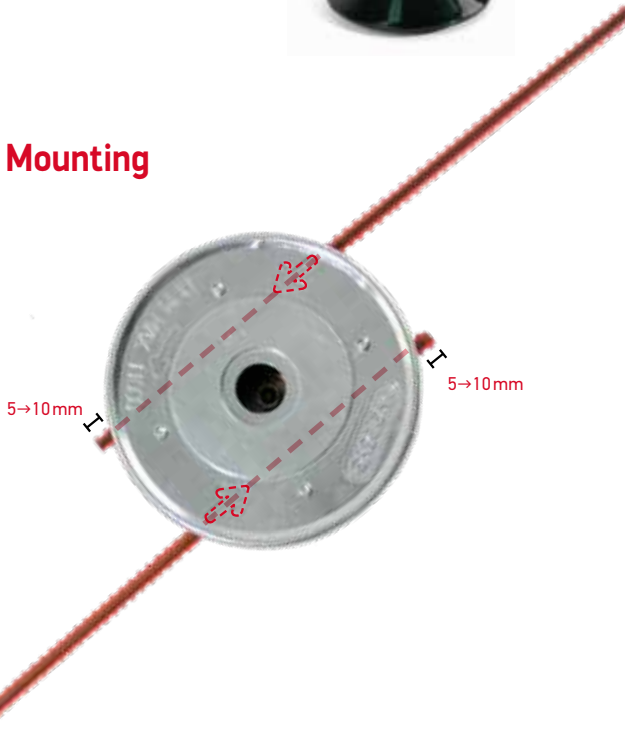


111110



111111

Mounting






552636



552635

Universal trimmer guard

- Universal guards for nylon heads and steel blades
- Easy and fast assembly
- Excellent protection against flying debris and stones
- Delivered complete with metal mounting clamps
- Mounting kit to fit ø 24 – 26 – 28 mm shafts included
- Removable lower guard for nylon head with nylon cutting knife

PRODUCT NAME	OREGON	SPECIFICATIONS	
Universal trimmer guard	552635	<ul style="list-style-type: none"> • Diameter 380 mm • Fit most ≤33cc brushcutters 	40
	552636	<ul style="list-style-type: none"> • Diameter 420 mm • Fit most >33cc brushcutters 	

OREGON®

Brushcutter Blades



Brushcutter Blades



- Universal brushcutter blade
- Reduce range by half - easy selection on application
- **Delivered complete with reducer ring to fit ALL brushcutters**
- High quality hardened steel - 42-48 HRC
- Compliant with European directive 2006/42/EC and ISO 7113
- Red color provides better visibility in dense vegetation
- European made



Low grass

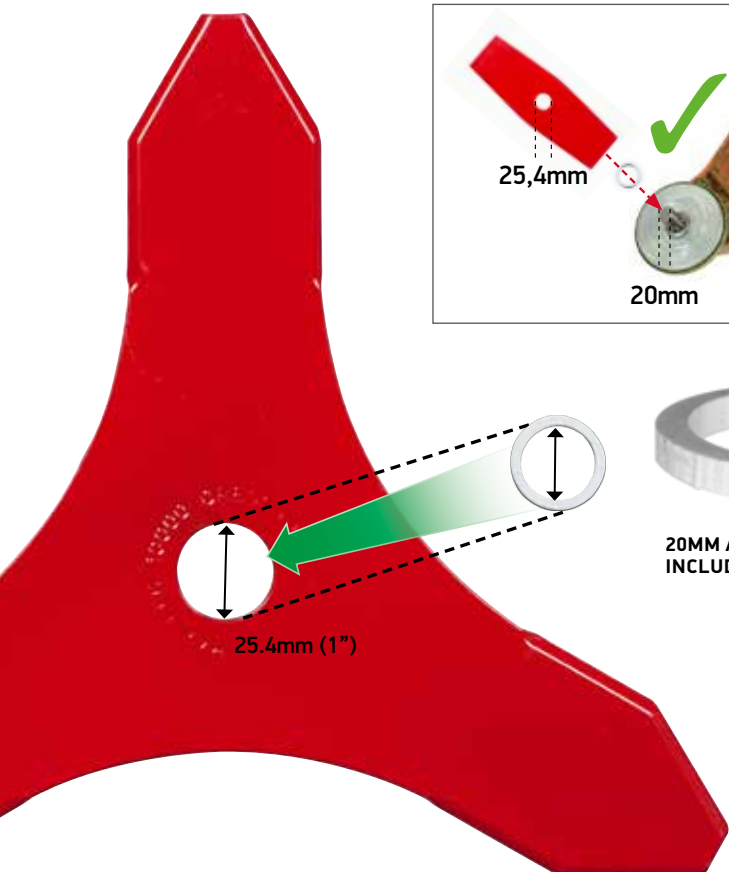
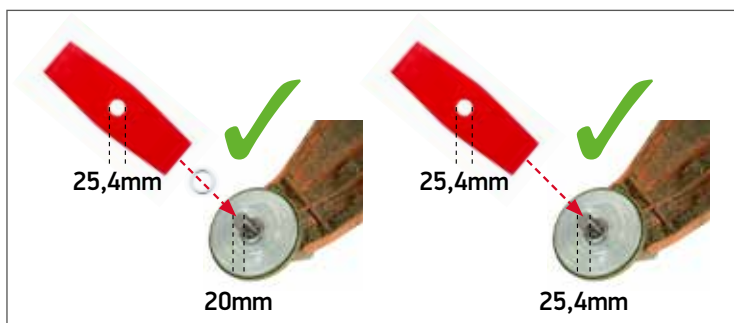


High grass & weeds



Brambles

FITS ALL BRUSHCUTTERS



20MM ALUMINIUM ADAPTOR INCLUDED




AD301-832EN

BLADE SELECTION SIDE PANEL :
(available in local language upon request)






Grass cutting blades - small areas

	295491-0	2	255mm	1,4mm	20mm / 25,4mm	10		
---	----------	---	-------	-------	---------------	----	---	---

Mowing blades - large areas of soft growth

	295493-0	3	255mm	1,8mm	20mm / 25,4mm	10		
	295494-0	3	255mm	1,4mm	20mm / 25,4mm	10		
	295500-0	4	230mm	1,4mm	20mm / 25,4mm	10		
	295501-0	4	255mm	1,4mm	20mm / 25,4mm	10		

Mowing blades for tougher growth - nettles, coarse grass, reeds, and more

	295502-0	8	230mm	1,4mm	20mm / 25,4mm	10		
	295503-0	8	255mm	1,4mm	20mm / 25,4mm	10		

Brushwood blades : low and dense vegetation

	295496-0	3	255mm	3mm	20mm / 25,4mm	10		
	295497-0	3	300mm	3mm	20mm / 25,4mm	10		
	295498-0	3	350mm	4mm	20mm / 25,4mm	10		
	295499-0	3	300mm	4mm	20mm / 25,4mm	10		

Shredder blades : high and dense vegetation

	295504-0	2	300mm	3mm	20mm / 25,4mm	10		
	295505-0	2	300mm	4mm	20mm / 25,4mm	10		
	295507-0	3	300mm	3mm	20mm / 25,4mm	10		
	295508-0	3	300mm	4mm	20mm / 25,4mm	10		

Brushcutter Blades

- The range includes the most popular shapes for a wide range of applications
- European made
- Unbranded and delivered in bulk
- Competitive price, ideal for:
- Replacement in the workshop
- Professionals who go through several blades every season



Low grass



High grass & weeds




Brambles



Grass cutting blades - small areas

	559019	2	255mm	1,4mm	25,4mm
	559020	2	300mm	1,6mm	25,4mm
	P6129300001	2	300mm	2,5mm	25,4mm
	P6102350001	2	350mm	1,8mm	25,4mm



Mowing blades for tougher growth - nettles, coarse grass, reeds, and more

	P618825500101	8	255mm	1,8mm	25,4mm
--	---------------	---	-------	-------	--------



Brushwood blades : low and dense vegetation

	P6191251001	3	250mm	1,8mm	25,4mm
	559023	3	255mm	3mm	20mm
	559024	3	255mm	3mm	25,4mm
	559025	3	300mm	3mm	20mm
	559026	3	300mm	3mm	25,4mm
	559027	3	350mm	4mm	20mm
	559028	3	350mm	4mm	25,4mm
	559029	3	300mm	4mm	20mm
	559030	3	300mm	4mm	25,4mm



Shredder blades : high and dense vegetation

	P6124270002	2	270mm	4mm	20mm
	P6124270001	2	270mm	4mm	25,4mm
	P6132315002	2	315mm	4mm	20mm
	P6132315001	2	315mm	4mm	25,4mm
	P6129205001	2	205mm	2,5mm	25,4mm
	P6129250003	2	250mm	2,5mm	25,4mm



Clearing Saw blades

- For use with brushcutters / clearing saws.
- Ideal for thickets and stems up to 20 cm in diameter
- Easy to sharpen with a 7/32" (5,5mm) round file.



OREGON						
110976	22	200mm	1,5mm	20mm	Recommended for 30cc and larger clearing saws	10
110975	22	200mm	1,5mm	25,4mm		
110978	24	225mm	1,8mm	20mm		
110977	24	225mm	1,8mm	25,4mm		
110972	22	200mm	1,5mm	20mm	Recommended for 45cc and larger clearing saws	10
110971	22	200mm	1,5mm	25,4mm		
110974	24	225mm	1,8mm	20mm		
110973	24	225mm	1,8mm	25,4mm		





More Than 70 Years of Knowledge

In 1947, the founding principles of Oregon were forged. Through innovative design, manufacturing, and an unwavering focus on our customer needs, we are driven to maximize our product's performance.

The Industry Leader in Cutting Technology

Home to mechanical, metallurgical, manufacturing, and electrical experts, our team is credited with the development of several industry-leading performance and safety standards, and numerous patents. Engineering is the bedrock of our reputation.



Discover more of our products at
OregonProducts.com

OPE_1.A
EN/EUR

OREGON[®]

Outdoor Power Equipment



Outdoor Power Equipment





OREGON®

Your Garden, our Passion

Connecting with customers on a deep level to understand their work and needs, Oregon use specific product optimisation to help professionals and home users to get the job done right.

Why Oregon Outdoor Power Equipment ?

Durable and Reliable

Setting the standard in outdoor power equipment means extensive testing in our own labs by a team of experts. Going above and beyond our rigorous internal testing, we also obtain UL* certification for all our tools. In other words, we achieve the highest level of durability and reliability among our Oregon line of products.

* Underwriters Laboratories

Innovation

Unique features such as self-sharpening chainsaws (PowerSharp® System)– the only ones on the market today, and a cordless multi-attachment system makes Oregon the premium choice for outdoor power equipment.



Oregon® Outdoor Power Equipment

INSTANT START

- No Pull Cords
- No Warm-Up Required
- No Petrol-Oil Mixing

ZERO EMISSIONS

- Environmentally Friendly
- No Petrol Fumes

LOW NOISE

- Significantly Quieter than Petrol-Powered Motors
- Silent Between Cuts/Trimming
- Start Early and Work Late


COMFORT AND CONTROL

- Ergonomic Design
- Light-Weight and Balanced
- Low Vibration

LESS DOWN TIME

- Fewer Repairs Needed
(Compared to Petrol Engines)



 CS1500 Self-Sharpening Corded Chainsaw

 PowerSharp®




 CS1400 Corded Chainsaw



 CS1200 Corded Chainsaw



 PS750 Corded Pole Saw

36V
LITHIUM-ION

ST275
String Trimmer



EX600
Extension



BC600
Brush Cutter



PS600
Pole Saw



ST600
String Trimmer



LM300
Lawn Mower



HT275
Hedge Trimmer



PH600
Power Head
Multi-Tool



CS300
Self-Sharpening
Chain Saw



 PowerSharp®

LM400
Lawn Mower



PS250
Pole Saw



BL300
Blower






CHAIN 304
FR
to Clean

OREGON

The only Self-sharpening Chainsaws on the market.

With the built-in PowerSharp Sharpening System, there's no more downtime due to a dull chain. Simply pull the lever for 3-5 seconds and the chain works like new. PowerSharp: sharpen on the saw, on the job, in seconds.




CS1500 
Self-Sharpening Corded Chainsaw

Oregon's high-power, 2400 Watts CS1500 chain saw is the only corded electric chain saw on the market with a chain that can sharpen itself. The CS1500 has all the traditional conveniences of an electric chainsaw - instant start with the pull of a trigger, minimal maintenance, low noise and silent between cuts - and takes it one step further by incorporating the built-in PowerSharp® chain sharpening system.



CS300 
Self-Sharpening Cordless Chainsaw

The CS300 starts instantly and easily cuts through trees and limbs. The brushless motor delivers a powerful combination of speed and torque, and our premium 36V battery ensures zero emissions. Sharpen the chain in seconds with the built-in PowerSharp® system.



CORDED CHAINSAW 230V

Chainsaw
(corded 230v)



CS1200

601681

- Power : 1800 Watts
- Bar Length : 14" (35cm)
- Type of chain : AdvanceCut chain
- Pitch : 3/8" Low-Profile™
- Gauge : .050" (1.3 mm)
- No Load Chain Speed : 14,5 m/s
- Variable Speed Trigger
- Tool-Less Chain Tensioning System
- Automatic Oiler
- Weight : Only 4.5 kg with guide bar and saw chain attached



Chain **91PX052E** or **Q91VG052E**

Guide Bar 14" **140SDEA041**

Chainsaw
(corded 230v)



CS1400

603349

- Power : 2400 Watts
- Bar Length : 16" (40cm)
- Type of chain : AdvanceCut chain
- Pitch : 3/8" Low-Profile™
- Gauge : .050" (1.3 mm)
- No Load Chain Speed : 14,7 m/s
- Tool-Less Chain Tensioning System
- Automatic Oiler
- Weight : Only 5.90Kg with guide bar and saw chain attached



Chain **91PX056E** or **Q91VG056E**

Guide Bar 16" **160SDEA041**

Chainsaw
(corded 230v) CS1500



604419

- Power : 2400 Watts
- Bar Length : 18" (45 cm)
- Type of chain : Powersharp chain
- Pitch : 3/8" Low-Profile™
- Gauge : .050" (1.3 mm)
- Built-in PowerSharp® sharpening system
- No Load Chain Speed : 14,7 m/s
- Variable Speed Trigger
- Tool-Less Chain Tensioning System
- Automatic Oiler
- Weight : Only 6 Kg with guide bar and saw chain attached



Chain 571039

Guide Bar 18" 180SDEA041

CORDED POLE SAW 230V

Pole Saw
(corded 230v) PS750



620371

- Power : 750 Watts
- Bar Length : 8" (20 cm)
- Type of chain : AdvanceCut chain
- Pitch : 3/8" Low-Profile™
- Gauge : .050" (1.3 mm)
- No Load Chain Speed : 11,5 m/s
- Tool-Less Chain Tensioning System
- Automatic Oiler
- Weight : Only 3.5 kg with guide bar and saw chain attached
- Tool length fully extended 2.69 m
- Up to 4 m overhead reach

Chain 91PX033E or Q91VG033E

Guide Bar 8" 080SDEA041



Maximise the versatility of your multi-attachment system

A versatile and powerful system designed for homeowners wanting to save time and money. The Oregon® Multi-Attachment System puts you in charge — choose only the attachments you need and build a customized system for you and your garden. The Oregon attachments work seamlessly with the Powerhead, and the brushless motor delivers sustainable power. Within seconds, you can switch from pruning your trees to trimming the grass around your flower bed.

POWERFUL

- Brushless motor delivers more power and enhanced torque for higher efficiency.
- Plenty of power to trim and edge a large garden.
- Consistent lithium ion performance.

EFFICIENT

- A single power source — no need to maintain multiple petrol engines.
- Use any Oregon 36V battery.

VERSATILE

- One system that uses your choice of Oregon interchangeable attachments.
- Seamlessly switch from high-volume jobs to precision work.
- Swap out one tool for another within seconds.

STORABLE


- Takes up less space in your garage or shed.
- Fits easily in a truck bed or cargo space.
- Lighter weight makes it easy to move.

1 Powerhead



PH600

4 Attachments



POLE SAW

STRING TRIMMER

BRUSH CUTTER

EXTENDED HEDGE TRIMMER



PowerNow™ Lithium Ion Battery Packs and Chargers

The Oregon® battery platform provides all the power you need to get the job done. Our PowerNow premium cell technology ensures a long run time. With proper care, they can be recharged up to **1000** times.

Premium Cell Technology

Light-weight premium cells combine reliable performance and energy capacity.

Constant No-Fade Power

Maintain constant power through discharge.

Retain Charge

Retain a charge even after months of storage.

Consistent Capacity

Charge maintenance and full discharge is not necessary to retain consistent capacity throughout the life of the battery (no memory effect).

PowerNow™ Lithium-Ion battery pack

Battery Pack - B426
2.6 Ah | 94 Wh
610075

Battery Pack - B742
4.0 Ah | 144 Wh
610078

Battery Pack - B662
6.0 Ah | 216 Wh
610080



Battery Chargers

Designed for use with all Oregon Lithium Ion Batteries, our chargers provide intelligent charging. A solid green light indicates the battery has reached an optimum charge level – approximately 85-90%. The charger then continues to charge the battery to a max charge level at a slower rate. This reduction in charge rate helps maximize the life of the battery. The charge times vary depending on battery capacity and specific charger.

Standard Charger - C650

594078



Charge Time (Standard Charger)

Rapid Charger - C750

594079



Charge Time (Rapid Charger)

Optimum charge level 75 min

Maximum charge level 90 min

Optimum charge level 120 min

Maximum charge level 135 min

Optimum charge level 160 min

Maximum charge level 200 min

Optimum charge level 30 min

Maximum charge level 50 min

Optimum charge level 55 min

Maximum charge level 70 min

Optimum charge level 75 min

Maximum charge level 120 min

Power Kits

Power Kit E6



2.6 Ah | 94 Wh
Battery Pack - B426

+

Standard Charger - C650

Power Kit A6



4.0 Ah | 144 Wh
Battery Pack - B742

+

Standard Charger - C650

50% more run time
than the E6 kit

Power Kit R7



6.0 Ah | 216 Wh
Battery Pack - B662

+

Rapid Charger - C750

130% more run time than the
E6 kit and faster recharge time
with the rapid charger

How to choose the right battery pack

Batteries are best measured in Watt hours (Wh) which is the combination of Volt and Ah. For example, our 36V 4.0 Ah battery provides more run time than a 56V 2.0 Ah battery.

$$\text{WORK} = \text{POWER} \times \text{TIME}$$





2.6 Ah | 94 Wh
B426



4.0 Ah | 144 Wh
B742



6.0 Ah | 216 Wh
B662



ST600



≤15 minutes

≤20 minutes

≤30 minutes



HT600



30–35 minutes

45–50 minutes

65–70 minutes



BC600



≤15 minutes

≤20 minutes

≤30 minutes



PS600



≤325 cuts¹

≤500 cuts¹

≤750 cuts¹



CS300



≤250 cuts¹

≤400 cuts¹

≤600 cuts¹



PS250



≤325 cuts¹

≤500 cuts¹

≤750 cuts¹



ST275



15–25 minutes²

30–40 minutes²

45–60 minutes²



HT275



≤60 minutes

≤100 minutes

≤150 minutes



LM300



≤250 m²

≤350 m²

≤500 m²



LM400



≤250 m²

≤350 m²

≤500 m²



BL300



10–50 minutes²

15–90 minutes²

22–120 minutes²

¹ Wood diameter 5–7.5 cm (2–3")

² Actual battery charge depends on the trigger setting (without turbo for BL300).

CORDLESS CHAINSAW 36V

Chainsaw

CS300
(tool only)

573018

- Brushless motor
- Bar Length : 16" (40cm)
- Type of chain : Powersharp chain
- Pitch : 3/8" Low-Profile™
- Gauge : .050" (1.3 mm)
- Built-in PowerSharp® sharpening system
- No Load Chain Speed : 14,6 m/s
- Tool-Less Chain Tensioning System
- Automatic Oiler 150 ml tank capacity
- Weight : Only 5.4 kg with guide bar and saw chain attached (with battery)

36V
LITHIUM-ION

 PowerSharp®



Tool
+ Battery kit E6

573017

- Chainsaw CS300
- 2.6 Ah | 94 Wh Battery Pack
- Standard Charger

Tool
+ Battery kit A6

573016

- Chainsaw CS300
- 4.0 Ah | 144 Wh Battery Pack
- Standard Charger

Tool
+ Battery kit R7

586624

- Chainsaw CS300
- 6.0 Ah | 216 Wh Battery Pack
- Rapid Charger

Chain

573268

Guide Bar 16"

160SDEA041

CORDLESS POLE SAW 36V

Pole Saw

PS250
(tool only)

563469

- Bar Length : 8" (20cm)
- Type of chain : AdvanceCut 90PX Narrow Kerf chain
- Pitch : 3/8" Low-Profile™
- Gauge : .043" (1.1mm)
- No Load Chain Speed : 14.4 m/s
- Automatic Oiler
- Weight : Only 6.1 kg with guide bar and saw chain attached (with battery)
- Tool length fully extended 3,1m
- Up to 4,5m overhead reach.

36V
LITHIUM-ION



Tool
+ Battery kit E6

563458

- Pole Saw PS250
- 2.6 Ah | 94 Wh Battery Pack
- Standard Charger

Tool
+ Battery kit A6

563457

- Pole Saw PS250
- 4.0 Ah | 144 Wh Battery Pack
- Standard Charger

Tool
+ Battery kit R7

586644

- Pole Saw PS250
- 6.0 Ah | 216 Wh Battery Pack
- Rapid Charger

Chain

90PX034E

Guide Bar 8"

084MLEA041

CORDLESS HEDGE TRIMMER 36V

Hedge Trimmer HT275
(tool only)

610753

- 3200 strokes per minute
- Cuts up to a 24 mm branch
- Low noise
- Variable speed trigger
- Only 4.4 kg (with battery)



Tool
+ Battery kit E6

615578

- 2.6 Ah | 94 Wh Battery Pack
- Standard Charger

Tool
+ Battery kit A6

615581

- 4.0 Ah | 144 Wh Battery Pack
- Standard Charger

CORDLESS TRIMMER / EDGER 36V

Trimmer / Edger ST275
(tool only)

582153

- 33 cm (13") cutting diameter
- 6250 rpm no-load cutting speed
- Variable speed trigger
- Only 4.3 kg (with battery)

36V
LITHIUM-ION



Tool
+ Battery kit E6

581615

- Trimmer / Edger ST275
- 2.6 Ah | 94 Wh Battery Pack
- Standard Charger

Tool
+ Battery kit A6

581617

- Trimmer / Edger ST275
- 4.0 Ah | 144 Wh Battery Pack
- Standard Charger

Tool
+ Battery kit R7

586730

- Trimmer / Edger ST275
- 6.0 Ah | 216 Wh Battery Pack
- Rapid Charger

Replacement
Head

571355

- Easy Load Head

BLOWER 36V

Blower

BL300
(tool only)

573009

- Superior air volume (841 cubic meters of air per hour measured at the nozzle)
- Exceptional air speed (up to 212 km/h)
- Variable speed trigger
- Turbo button
- Strap included (not illustrated)
- Only 3.8 kg (with battery)

36V
LITHIUM-ION



Tool
+ Battery kit A6

573008

- Blower BL300
- 4.0 Ah | 144 Wh Battery Pack
- Standard Charger

Tool
+ Battery kit R7

586648

- Blower BL300
- 6.0 Ah | 216 Wh Battery Pack
- Rapid Charger

MULTI-TOOL SYSTEM 36V

Multi-Tool
Powerhead

PH600
(tool only)

591001

- Brushless motor
- Compatible with all Oregon 36V batteries
- Variable speed trigger
- Transportation lockout
- Harness included
- Weighs 4.4 Kg (with battery)

36V
LITHIUM-ION



Tool
+ Battery kit E6

594074

- Powerhead PH600
- 2.6 Ah | 94 Wh Battery Pack
- Standard Charger

Tool
+ Battery kit A6

594069

- Powerhead PH600
- 4.0 Ah | 144 Wh Battery Pack
- Standard Charger

Tool
+ Battery kit R7

594073

- Powerhead PH600
- 6.0 Ah | 216 Wh Battery Pack
- Rapid Charger

Pole Saw

PS600

590996

- Use with PH600 Powerhead
- 10" (25 cm) Oregon bar
- 1/4" pitch Oregon chain 25AP
- Length 2.02 m for up to 4.22 m reach
- Length 2.72 m with EX600 extension
- Oil tank capacity 100 ml (3.4 oz)
- Bar cover
- Only 1.8 kg



Chain **25AP058E** • 1/4" pitch Oregon chain 25AP

Bar **100SDAA041** • 10" (25 cm) Oregon bar

Hedge Trimmer

HT600

590995

- Use with PH600 Powerhead
- 38 cm (15") blade
- Length 2.23 m for up to 4.3 m reach
- Length 2.93 m with EX600 extension
- 15 mm (3/5") tooth spacing
- 120° rotation, 7 positions
- Blade cover
- Only 2.5 kg



Extension

EX600

590997

- For Multi-tool Pole Saw or Hedge Trimmer
- 70 cm (28")
- Only 0.6 kg



String Trimmer ST600

590994

- Use with PH600 Powerhead
- 36 cm (14") cutting diameter
- 2.0 mm Nylon line
- 5500 r/min.
- Only 1.6 kg



Head

595901

- Quick Load

Nylium Silencio

800002

- 2.0mm x 15m

Brush Cutter BC600

591000

- Use with PH600 Powerhead
- 22 cm (9") cutting diameter
- Oregon blade
- 5500 r/min.
- Only 1.6 kg



Blade

595899

- 9" blade

LAWN MOWER 36V - SINGLE BATTERY

Lawn Mower

LM300
(tool only)

581683

- Brushless motor
- 40 cm (16") cutting width
- 50 l debris bag
- 6 cutting positions
- 16.3 kg with battery

36V
LITHIUM-ION



40 cm (16") cutting width



Easily adjust cutting height



50 l debris bag



Tool + Battery kit A6	581684	<ul style="list-style-type: none"> • Lawn Mower LM300 • 2.6 Ah 94 Wh Battery Pack • Standard Charger
Tool + Battery kit R7	586734	<ul style="list-style-type: none"> • Lawn Mower LM300 • 6.0 Ah 216 Wh Battery Pack • Standard Charger
Replacement Blade	582045	<ul style="list-style-type: none"> • 40 cm (16") cutting width

LAWN MOWER 36V - DUAL BATTERY

Lawn Mower LM400 (tool only) **594197**



Vertical storage position



Dual battery:
Operates with 1 or 2 batteries



Side discharge

- Brushless motor
- Steel deck
- 51 cm (20") cutting width
- 60 l debris bag
- Vertical storage position
- Dual battery for extended run times, operates with 1 or 2 batteries
- 6 cutting positions
- Bagging / rear discharge / side discharge / mulching blade
- 26 kg with one battery






36V
LITHIUM-ION



Tool + Battery kit A6	591075	<ul style="list-style-type: none"> • Lawn Mower LM400 • 2.6 Ah 94 Wh Battery Pack • Standard Charger
Tool + Battery kit R7	591074	<ul style="list-style-type: none"> • Lawn Mower LM400 • 6.0 Ah 216 Wh Battery Pack • Standard Charger
Replacement Blade	596866	<ul style="list-style-type: none"> • 51 cm (20") cutting width

PRODUCT NAME		OREGON	SPECIFICATIONS
--------------	--	--------	----------------

36V LITHIUM ION BATTERY AND CHARGERS

	B426	610075	<ul style="list-style-type: none"> • Lithium Ion Battery Pack • 36V • 2.6 Ah 94 Wh 	
Lithium Ion Battery	B742	610078	<ul style="list-style-type: none"> • Lithium Ion Battery Pack • 36V • 4.0 Ah 144 Wh 	
	B662	610080	<ul style="list-style-type: none"> • Lithium Ion Battery Pack • 36V • 6.0 Ah 216 Wh 	
Standard Chargers	C650	594078	<ul style="list-style-type: none"> • Standard Charger • For 36V Lithium Ion Battery Pack 	
Rapid Charger	C750	594079	<ul style="list-style-type: none"> • Rapid Charger • For 36V Lithium Ion Battery Pack 	

ACCESSORIES

Tool Bag

551276

- Internal lining is water and oil resistant
- Rugged construction resists abrasion and wear
- Extra-large, wide-mouth opening for easy access and visibility
- 7 internal and 2 external pockets neatly organize your battery charger and other accessories
- 68,5cm L x 30,5cm W x 30,5cm H



IN STORE OPE DISPLAYS

see Brand Promotion section for the full range of displays, merchandisers and accessories.



AD200-082



560842



592692



More than 70 years of Knowledge

In 1947, the founding principles of Oregon were forged. Through innovative design, manufacturing, and an unwavering focus on our customer needs, we are driven to maximize our product's performance.

The Industry Leader in Cutting Technology

Home to mechanical, metallurgical, manufacturing, and electrical experts, our team is credited with the development of several industry-leading performance and safety standards, and numerous patents. Engineering is the bedrock of our reputation.



Discover more of our products at
OregonProducts.com




Product & Brand Promotion





ENDUSER PRODUCT FLYERS

OREGON	SPECIFICATIONS	
AD400-015FR	Trimmer head flyer, 10x21, FR	50
AD400-016FR	Maintenance flyer, 10x21 FR	50
AD400-016NL	Maintenance flyer, 10x21, NL	50
AD400-017BEFR	PPE flyer, 10x21, BEFR	50
AD400-017FR	PPE flyer, 10x21, FR	50
AD400-017NL	PPE flyer, 10x21, NL	50
AD400-018EN	Saw chains and Guide bars flyer, 10x21, EN	50
AD400-018FR	Saw chains and Guide bars flyer, 10x21, FR	50
AD400-019NL	OPE flyer, 10x21, NL	50
AD400-020FR	70EXL flyer, 10x21, FR	125
AD400-021EN	Nylium Silencio flyer, 10x21, EN	50
AD400-021FR	Nylium Silencio flyer, 10x21, FR	50






COUNTER CARDBOARD DISPLAYS

	OREGON	SPECIFICATIONS	
1	AD301-863	Counter display for 10x21cm flyers	1
2	AD600-300	Counter display, base, Small	1
	AD600-302EN	Top card, small, generic, EN	1
3	CB-AD600-302EN	Full display, small, generic, EN	1
	AD600-306EN	Top card, small, spark plug, led, EN	1
4	CB-AD600-306EN	Full display, small, spark plug, led, EN	1
	AD600-307EN	Top card, small, chain, EN	1
5	CB-AD600-307EN	Full display, small, chain, EN	1
6	AD600-301	Counter display, base, Large	1
7	AD200-600	Counter display Large	1



STANDALONE DISPLAYS

	OREGON	SPECIFICATIONS	
1	AD600-200	Volume box, colored range	1
2	AD600-210	Volume box, yellow range	1
3	AD600-220	Volume box, premium range	1
4	AD600-224	Volume box, plastic pallet (not illustrated)	1
5	AD200-608	Metalbase for floor standing display (base only)	1
	AD401-061	Display cordless standalone, eu	
	AD401-070	Headercard, ope standalone display	
8	AD200-580	Rolling merchandiser	
9	AD200-598	Rolling merchandiser, header card	
10	AD600-111	PPE display, 80cm x 80cm x 140cm <ul style="list-style-type: none"> • Height-adjustable pediment 300cm • Easy transport thanks to wheels • Storage capacity: <ul style="list-style-type: none"> 44 pants/bib and brace or 72 jackets or 32 pairs of shoes → possibility to combine articles 	1
11	AD600-111EN	PPE display Cardboard panel (4pce set) EN	1
12	AD600-111FR	PPE display Cardboard panel (4pce set) FR	1



contact us

9



8

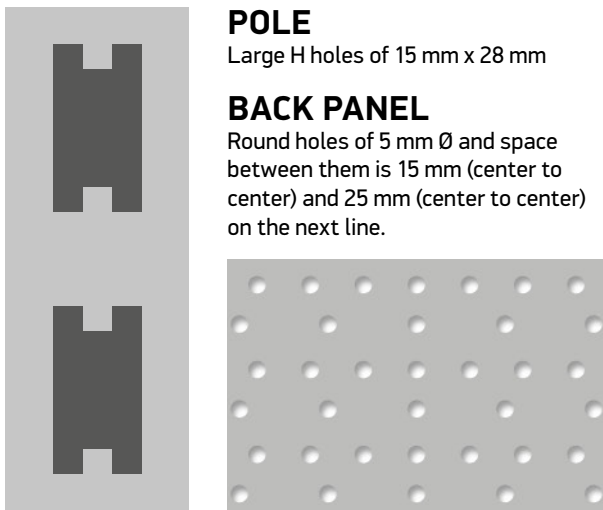


10



11-12

Two merchandising solution to meet your market needs and fulfill your expectations

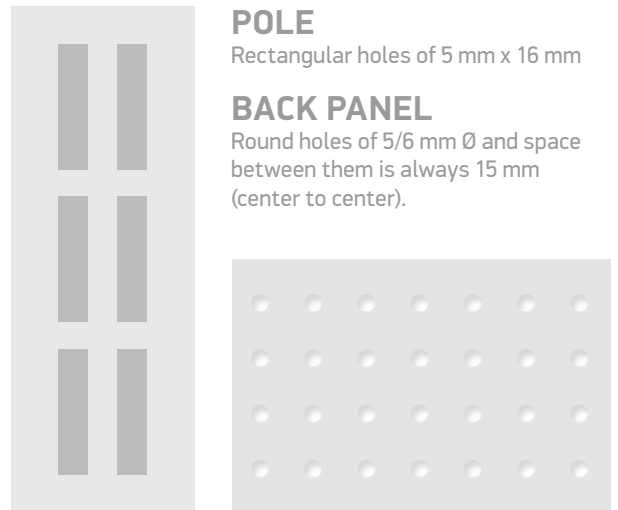


POLE

Large H holes of 15 mm x 28 mm

BACK PANEL

Round holes of 5 mm Ø and space between them is 15 mm (center to center) and 25 mm (center to center) on the next line.



POLE

Rectangular holes of 5 mm x 16 mm

BACK PANEL

Round holes of 5/6 mm Ø and space between them is always 15 mm (center to center).

NEW CB-M1525-220-G

Tegometal® compatible

All our accessories will fit this merchandiser, but some specific accessories need an adaptor.

CB-AD200-010

All our accessories will fit this merchandiser, but some specific accessories need an adaptor.



Warning sign will be next the description of the product


AD200-327 Adaptor (1pce)



Warning sign will be next the description of the product



AD200-532 Brackets (sold in pairs)



NEW

MERCHANDISERS

NEW

CB-M1525-220-G

1

OREGON	SPECIFICATIONS	
M1525-140-1-R	Merchandiser, 140cm, Poles, Red, part 1/3	1
M1525-140-2-G	Merchandiser, 140cm, Grey, part 2/3	1
M1525-080-4-G	Merchandiser, extra 80cm, Grey, part 3/3	1

CB-AD200-010
Not illustrated

AD200-510	Merchandiser 15/15mm - part 1/2	1
AD200-520	Merchandiser 15/15mm - part 2/2	1

CB-AD200-610

2

3

AD200-610	2 sided small merchandiser , 140x100cm	1
AD200-611	Endcolumn, for small merchandiser 140cm	1

4

5

AD200-594	Big Merchandiser header card	1
AD200-616	Small Merchandiser Oregon header	1
AD200-617	Oregon Sticker for bottom panel 360x100mm	1

HANGING HOOKS

	OREGON	SPECIFICATIONS	
1	M100-030	Standard Hooks 30cm (10 pack)	10
2	AD200-312	Hook 30cm with price holder (+ price tag)	25
3	AD200-311	Hooks for guide bars	1
4	AD200-329	Hook for side panel	1
5	AD200-539	Hook for brushcutter blades	1
	AD200-603	White magnetic hook for side panel	1
	AD401-081	Hook single for 1m display	

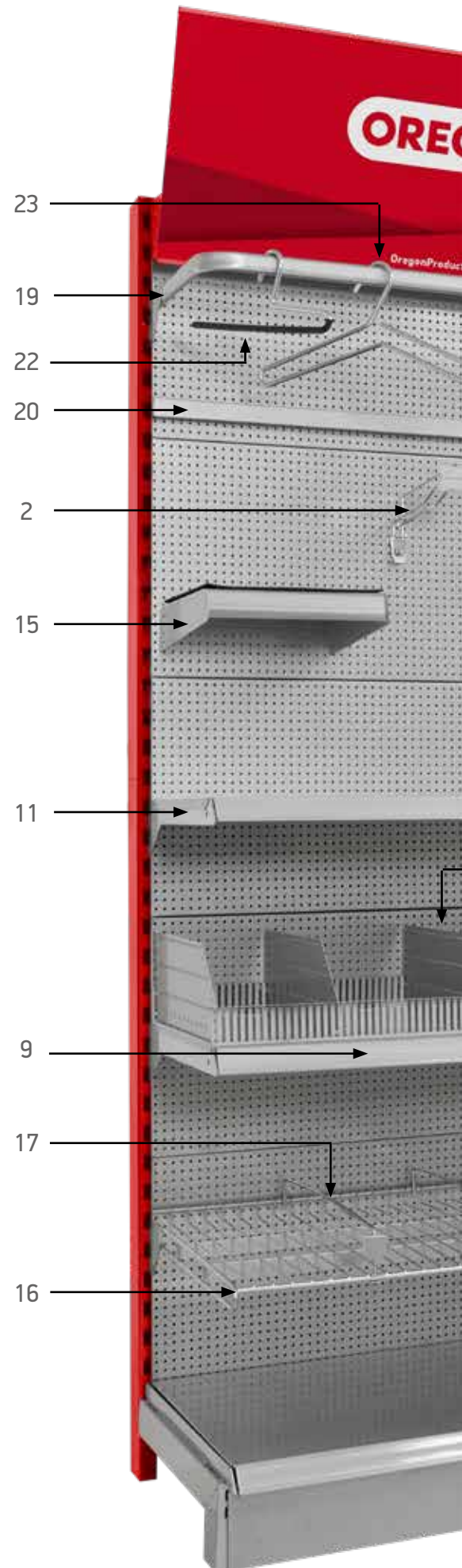
MERCHANDISERS SHELVES


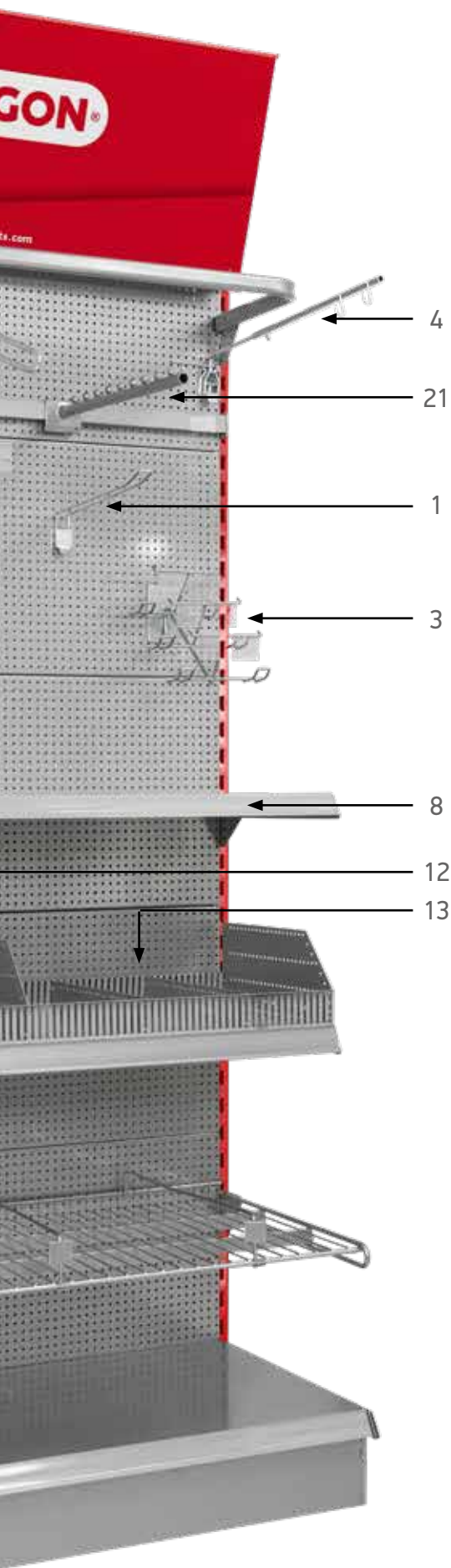
	OREGON	SPECIFICATIONS	
8	M100-037	Shelf, with brackets 100 x 37cm (TEGO comp) ⚠	1
9	AD200-531	Shelf kit with dividers (TEGO compatible) ⚠	1
10	AD200-533	Inclinable brackets for shelf *	2
11	AD200-532	Brackets for shelf (CB-AD200-010)	2
12	AD200-534	Dividers (37 x 15cm)	4
13	AD200-535	Dividers (37 x 5,5cm)	4
	AD200-538	Basket with 5 dividers (TEGO compatible) ⚠	1
	AD200-588	Support for dividers x2	2
16	AD200-315	Shoe shelf (100 x 45cm) ⚠	1
17	AD200-316	Divider for shoe display shelf AD200-315	1
18	AD200-327	Adapter for tegometal pole	1

SPECIAL PRODUCT ACCESSORIES

	OREGON	SPECIFICATIONS	
19	M200-317	Clothing rail (for M1525-010)	1
20	AD200-313	Heavy weight support (for AD200-314) ⚠	1
21	AD200-314	Bead tube hanger	1
22	AD200-319	Metal hanger for trousers	10
23	AD200-326	Metal hanger for jackets	10
24	AD200-579	Chain dispenser	1
25	AD200-599	Header card for chain dispenser	1
26	AD600-230	Spark plug, metal, dispenser	1
27	AD200-270	One for all blades shelf for merchandiser	1
28	AD200-587	Orange Promo Tag	10

* does not fit CB-AD200-010






contact us



CLOTHING ACCESSORIES

	OREGON	SPECIFICATIONS	
1	AD200-180	Glasses Merchandiser (without glasses)	1
2	AD200-130	Dummy head grey	1
3	AD200-065	Dummy, full body, 190cm	1







3




FLAGS

	OREGON	SPECIFICATIONS	
1	AD403-011H	Horizontal Flag 100x150 cm	1
2	AD403-011V	Vertical Flag 95x250 cm	1
3	AD403-012V	Vertical Outdoor Flag 120x300 cm	1
4	AD403-012	Beachflag 85x220 cm	1
5	AD403-013	Beachflag, base oregon	



Back



Front



7



8



13

IN STORE MATERIAL

	OREGON	SPECIFICATIONS	
6	AD600-250EN	Oregon Counter mat 66,5x47 cm, EN	1
7	533129	Chain Scale, 15x180 cm EN	1
8	AD200-595	Oregon Embossed metal plate	1
9	AD200-597	Oregon front door opening hour sign	1
	AD301-845	Oregon dealer panel	1



9



11

STICKER

	OREGON	SPECIFICATIONS	
11	AD403-010S	Oregon sticker, Small 24x60 mm	50
12	AD403-010L	Oregon sticker, Large, 380x150 mm	25
13	AD200-617	Oregon Sticker 360x100 mm	1



12



1



2



6



4


5




3



GIFTS & GOODIES

	OREGON	SPECIFICATIONS	
1	AD500-130	Wood style Sunglasses	1
2	AD500-030	Oregon Keyring Carabiner	1
	AD500-310-L	Black T-shirt, Size L	1
3	AD500-310-M	Black T-shirt, Size M	1
	AD500-310-XL	Black T-shirt, Size XL	1
4	AD500-015	Isotherm steel thermos	1
5	AD500-016	Water cooler grey gourd	1
6	AD500-150	Wood style Bluetooth Speaker	1



9



7




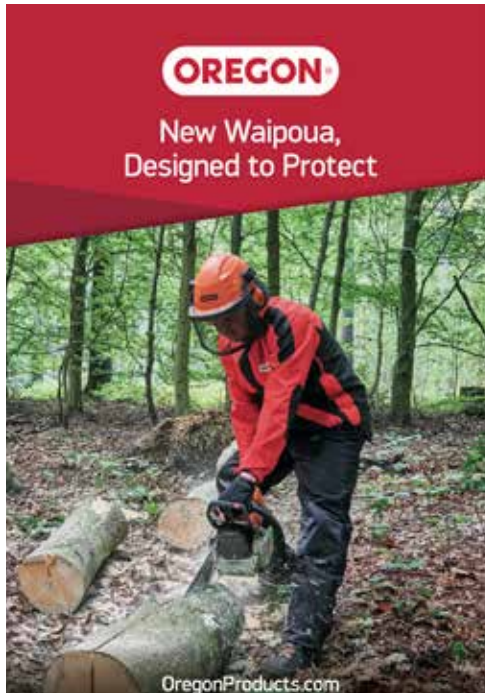
10



8

SPECIAL OUTDOOR EVENTS

	OREGON	SPECIFICATIONS	
7	AD500-300	Rain poncho One size	1
8	AD500-010	Cotton bag, red	1
9	AD500-020	Child balloon, red	100
10	AD403-014	Oregon, rubalise, security, tape, ribbon	1



3

4



1



5

PRODUCT LAUNCH PROMOTION

	OREGON	SPECIFICATIONS	
1	AD403-008	SpeedCut Note pad	
2	AD301-881	Sticker, speedcut	
3	AD600-120EN	Waipoua totem, 620 x 1900 mm, EN	1
4	AD600-130EN	Waipoua poster A1 EN	1

SPECIAL EVENT GIFT

	OREGON	SPECIFICATIONS	
5	AD302-022C	2022 Oregon calendar, 310x440cm Wall poster included	1
	AD302-019E	Envelope c3 for calendar, 310x440cm	1

Special for your events or fairs

contact us



contact us





More than 70 years of Knowledge

In 1947, the founding principles of Oregon were forged. Through innovative design, manufacturing, and an unwavering focus on our customer needs, we are driven to maximize our product's performance.

The Industry Leader in Cutting Technology

Home to mechanical, metallurgical, manufacturing, and electrical experts, our team is credited with the development of several industry-leading performance and safety standards, and numerous patents. Engineering is the bedrock of our reputation.



Discover more of our products at
OregonProducts.com